

# Bernalillo Board of County Commissioners: Redistricting Basics



---

September 14, 2021

RESEARCH & POLLING, INC.  
BRITTANY POSS

# Redistricting Background

---

Constitutional requirement after  
Census Bureau completes their  
count

Ensures one person, one vote





# Principles of Redistricting

Equal Population

Minority Voting  
Rights

Contiguity

Compactness

Communities of  
Interest



# Principles of Redistricting

## Equal Population

Minority Voting  
Rights

Contiguity

Compactness

Communities of  
Interest



# Equal Population

---

 Ideal District  
Population

 Allowable Population  
Deviation

 Total county population  
Number of Districts

+/- 5%



# Principles of Redistricting

Equal Population

**Minority Voting  
Rights**




Contiguity

Compactness

Communities of  
Interest

# Minority Voting Rights

---

-  What does it mean?
  - Non-dilution of voting strength
  - Opportunity to elect a candidate of choice
  - No packing/cracking
-  Who does it cover?
  - Ethnic/language minorities (VRA)
-  Any caveats?
  - Prohibition on race as predominant factor



# Principles of Redistricting

Equal Population

Minority Voting  
Rights

**Contiguity**

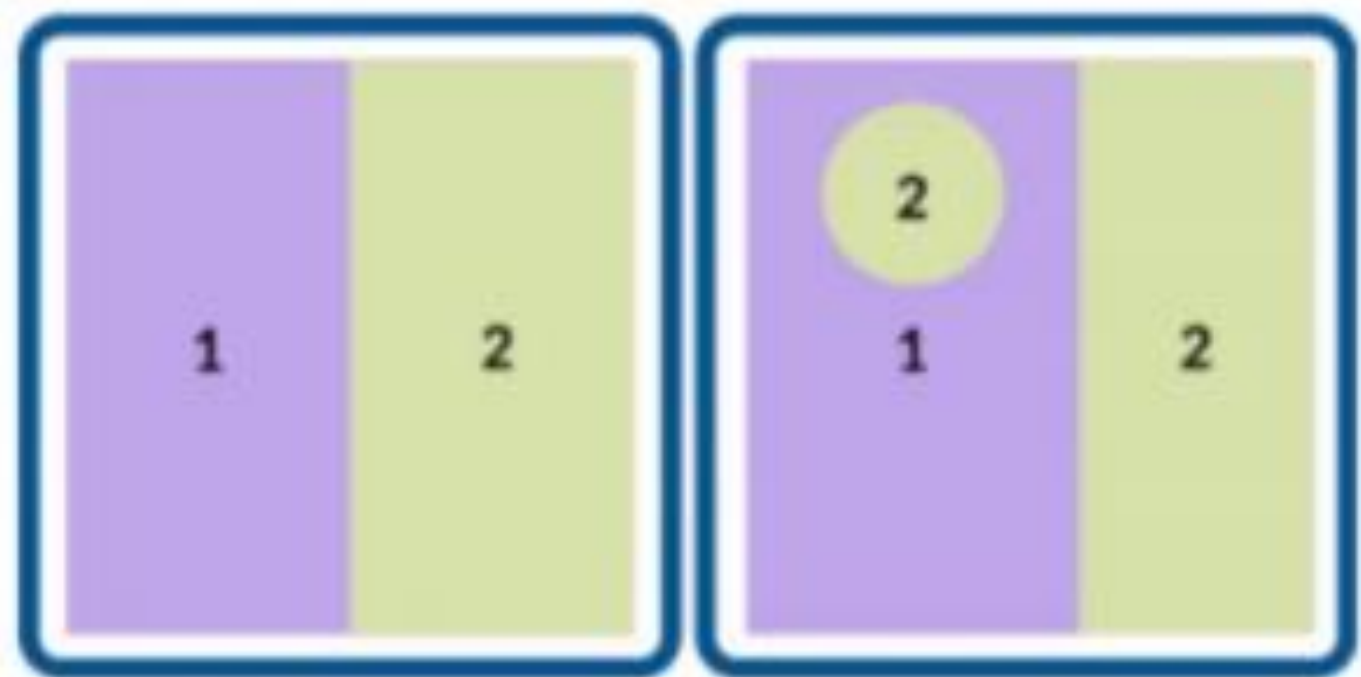
Compactness

Communities of  
Interest



# Contiguity

---



Contiguous

Not Contiguous

All parts of the district are connected



# Principles of Redistricting

Equal Population

Minority Voting  
Rights

Contiguity

**Compactness**

Communities of  
Interest



# Compactness



NM - CD3  
1991

How a district is  
distributed around its  
center

You know it when you  
see it



TX - CD18  
1991



# Principles of Redistricting

Equal Population

Minority Voting  
Rights

Contiguity

Compactness

**Communities of  
Interest**



# Communities of Interest

A group with shared characteristics/political concerns

e.g. race, language, history, economics





# Principles of Redistricting

Equal Population

Minority Voting  
Rights

Contiguity

Compactness

Communities of  
Interest

# Bernalillo County Population Changes

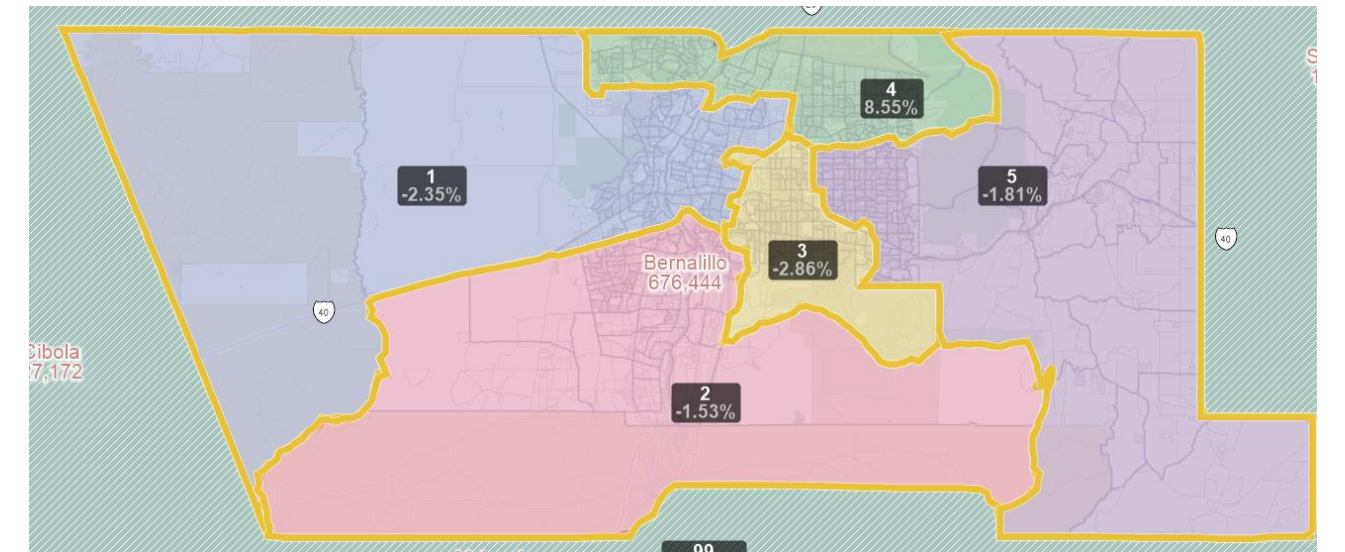
Current population 2020	% change		
	2010- 2020	2000- 2010	1990- 2000
676,444	2.1%	19.0%	15.8%

Ideal district population: **135,289**



# Bernalillo County Current Commission Districts

District Number	2020 Pop	2010 Pop	% Change
1	132,115	129,719	1.8%
2	133,214	133,314	-0.1%
3	131,417	133,252	-1.4%
4	146,859	134,726	9.0%
5	132,839	131,553	1.0%





# Bernalillo County Current Commission Districts

District  
Number      Current  
Deviation

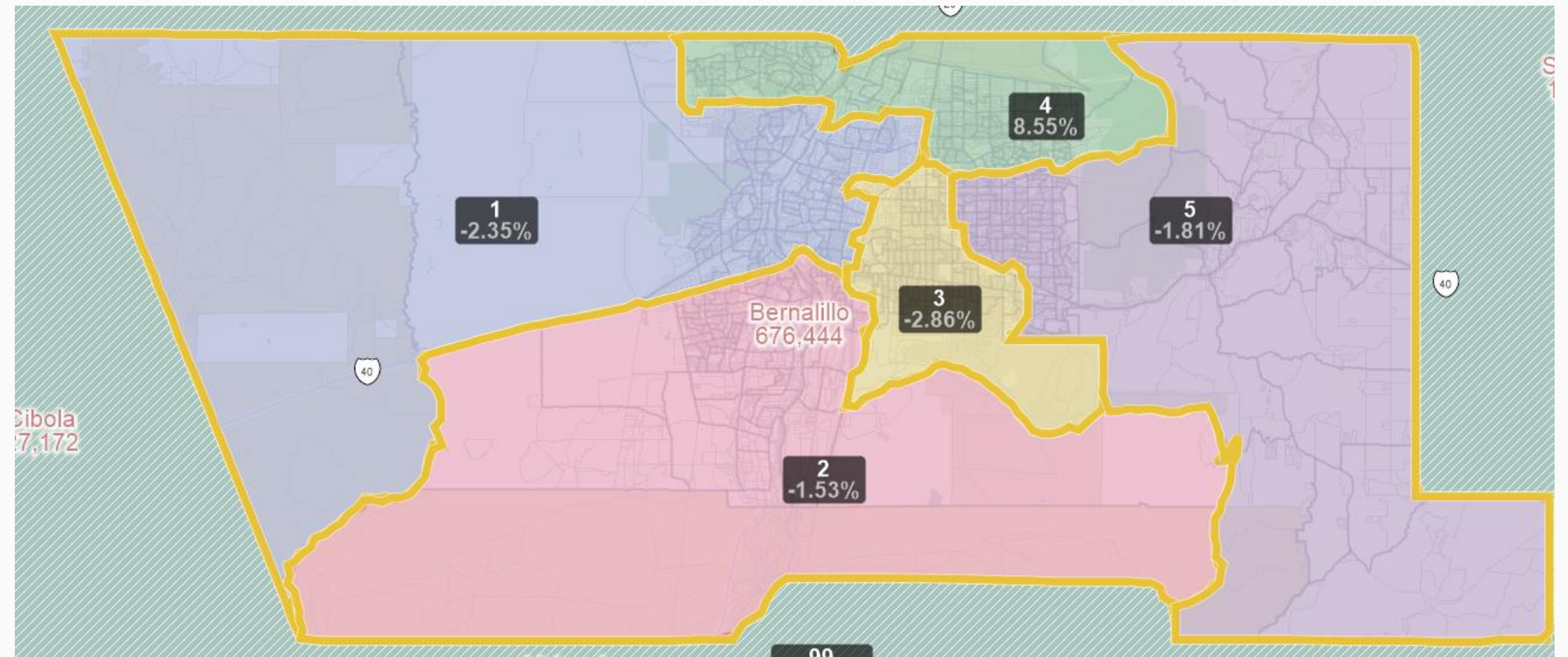
1            -2.35%

2            -1.53%





3            -2.86%

4            8.55%

5            -1.81%



# Next steps:

-  Develop map concepts based on commissioner and public input
-  Receive feedback on map concepts, design new maps as appropriate
-  Adopt a new map
-  Statutory deadline for map adoption: end of 2021

XVI

# Thank you!

Brittany Poss  
bposs@rpinc.com  
505.235.5686

RESEARCH  
& POLLING  
INC



---

September 14, 2021

BERNALILLO BOARD OF COUNTY  
COMMISSIONERS REDISTRICTING

# Bernalillo County VAP Hispanic

XIV

<b>District</b>	<b>2020 Hispanic VAP</b>	<b>% of Total VAP</b>	<b>2010 Hispanic VAP</b>	<b>% Change</b>
County Total	241,402	43.4%	218,537	10.5%
1	55,154	53.1%	51,978	6.1%
2	73,779	74.0%	68,995	6.9%
3	42,126	38.2%	40,397	4.3%
4	38,631	29.4%	30,093	28.4%
5	31,712	25.9%	27,074	17.1%