



Report: Executive Summary
 Account: BERNALILLO COUNTY TREASURER
 As of: 8/31/2014

	Market Value + Accruals	Book Yield
Summary of Investment Funds:		
US Treasury Securities	\$ 75,215,102.11	0.416%
US Agency Securities	\$ -	
Brokered CDs:		
254671KS8 Discover Bank	\$ 248,491.45	0.395%
Cash	\$ 10,974,982.04	0.010%
Summary of Negotiated Bank Deposits:		
Wells Fargo Savings (avg monthly balance)	\$ 142,001,068.46	0.220%
Total Investable Funds	\$..... 228,439,644.06	
0.274%		

*No primary issue securities were purchased. Please see trading reports attached. Compliance:
 No compliance issues to report.
 Collateral compliance is attached separately, as it is checked by the Accounting Department of the Treasurer's Office.
 Note: Legacy term repurchase agreement information is filed with the collateral compliance report.*

Bernco Holdings Summary

BERNALILLO COUNTY TREASURER
(40455)

As of 08/31/2014

Dated: 09/22/2014

Identifier	Description	Current Units	Currency	Security Type	Final Maturity	Book Value, Book Yield	Interest/ Dividend Due	Accrued Balance	Net Unrealized Gain/Loss	Market Price	Market Value	Market Value + Accrued
254671KS8	Discover Bank	248,000.00	USD	CD	09/08/2014	248,000.00 0.395	0.00	486.49	4.96	100.002	248,004.96	248,491.45
912828A67	US TREASURY N/B	5,000,000.00	USD	US GOV	12/31/2015	4,999,849.15 0.252	0.00	2,139.95	2,100.85	100.039	5,001,950.00	5,004,089.95
912828B41	US TREASURY N/B	5,000,000.00	USD	US GOV	01/31/2016	5,006,757.14 0.279	0.00	1,630.43	1,242.86	100.16	5,008,000.00	5,009,630.43
912828B82	US TREASURY N/B	5,000,000.00	USD	US GOV	02/29/2016	4,995,481.71 0.311	6,250.00	34.53	1,018.29	99.93	4,996,500.00	4,996,534.53
912828C40	US TREASURY N/B	5,000,000.00	USD	US GOV	03/31/2016	5,002,045.64 0.349	0.00	7,889.34	904.36	100.059	5,002,950.00	5,010,839.34
912828C81	US TREASURY N/B	5,000,000.00	USD	US GOV	04/30/2016	4,995,449.65 0.43	0.00	6,317.93	5,150.35	100.012	5,000,600.00	5,006,917.93
912828RJ1	US TREASURY N/B	5,000,000.00	USD	US GOV	09/30/2016	5,038,751.48 0.624	0.00	21,038.25	6,148.52	100.898	5,044,900.00	5,065,938.25
912828UC2	US TREASURY N/B	5,000,000.00	USD	US GOV	12/15/2015	4,997,997.54 0.281	0.00	2,663.93	3,752.46	100.035	5,001,750.00	5,004,413.93
912828US7	US TREASURY N/B	5,000,000.00	USD	US GOV	03/15/2016	5,000,160.99 0.373	0.00	8,661.68	3,939.01	100.082	5,004,100.00	5,012,761.68
912828UW8	US TREASURY N/B	5,000,000.00	USD	US GOV	04/15/2016	4,990,355.27 0.37	0.00	4,747.27	1,244.73	99.832	4,991,600.00	4,996,347.27
912828VC1	US TREASURY N/B	5,000,000.00	USD	US GOV	05/15/2016	4,987,067.75 0.402	0.00	3,702.45	1,032.25	99.762	4,988,100.00	4,991,802.45
912828VG2	US TREASURY N/B	5,000,000.00	USD	US GOV	06/15/2016	5,005,474.10 0.438	0.00	5,327.87	1,175.90	100.133	5,006,650.00	5,011,977.87
912828VL1	US TREASURY N/B	5,000,000.00	USD	US GOV	07/15/2016	5,014,108.93 0.473	0.00	4,076.09	1,141.07	100.305	5,015,250.00	5,019,326.09
912828VR8	US TREASURY N/B	5,000,000.00	USD	US GOV	08/15/2016	5,011,430.98 0.507	0.00	1,443.61	869.02	100.246	5,012,300.00	5,013,743.61
912828VW7	US TREASURY N/B	5,000,000.00	USD	US GOV	09/15/2016	5,032,954.58 0.549	0.00	20,210.60	1,045.42	100.68	5,034,000.00	5,054,210.60
912828WA4	US TREASURY N/B	5,000,000.00	USD	US GOV	10/15/2016	5,003,809.73 0.589	0.00	11,868.17	890.27	100.094	5,004,700.00	5,016,568.17
94975P405	WFA GOVT MONEY MARKET-I	10,974,982.04	USD	MMFUND	08/31/2014	10,974,982.04 0.01	93.16	0.00	0.00	1.00	10,974,982.04	10,974,982.04
CCYUSD	Receivable	6,343.16	USD	CASH	08/31/2014	6,343.16 0.00	0.00	0.00	0.00	1.00	6,343.16	6,343.16
CCYUSD	Cash	0.00	USD	CASH	08/31/2014	0.00 0.00	0.00	0.00	0.00	1.00	0.00	0.00
---	---	86,229,325.20	USD	---	02/23/2016	86,311,019.84 0.364	6,343.16	102,238.60	31,660.32	87.556	86,342,680.16	86,444,918.76

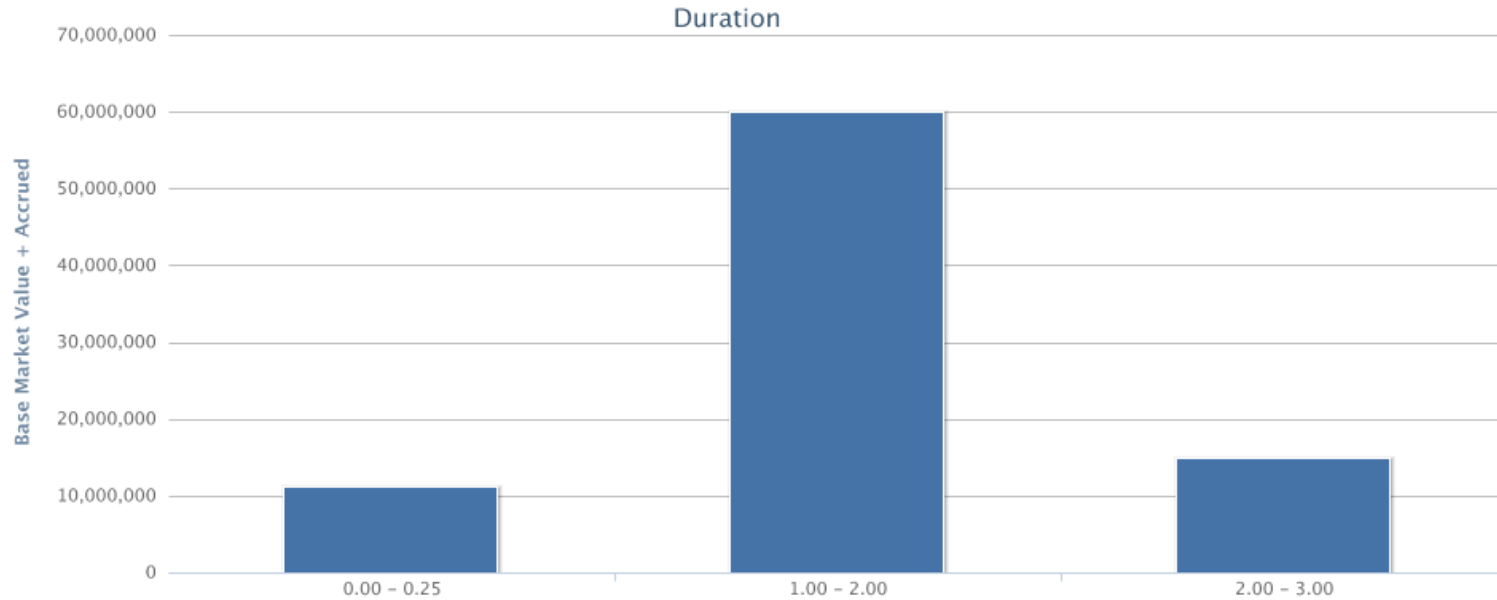
* Weighted By: Market Value + Accrued. * Holdings Displayed By: Position.

Bernco Duration

BERNALILLO COUNTY TREASURER
(40455)

Base Currency: USD As of 08/31/2014

Dated: 09/11/2014



0.00 - 0.25

Account	Identifier	Description	Base Current Units	Final Maturity	Security Type	Market Price	Yield	Duration	Rating	Base Market Value + Accrued
BERNALILLO COUNTY TREASURER	254671KS8	Discover Bank	248,000.00	09/08/2014	CD	100.002	0.318	0.025	NA	248,491.45
BERNALILLO COUNTY TREASURER	94975P405	WFA GOVT MONEY MARKET-I	10,974,982.04	08/31/2014	MMFUND	1.00	0.01	0.00	AAA	10,974,982.04
BERNALILLO COUNTY TREASURER	CCYUSD	Receivable	6,343.16	08/31/2014	CASH	1.00	0.00	0.00	AAA	6,343.16
BERNALILLO COUNTY TREASURER	CCYUSD	Cash	0.00	08/31/2014	CASH	1.00	0.00	0.00	AAA	0.00
BERNALILLO COUNTY TREASURER	---	---	11,229,325.20	08/31/2014	---	3.191	0.017	0.001	AAA	11,229,816.65

1.00 - 2.00

Account	Identifier	Description	Base Current Units	Final Maturity	Security Type	Market Price	Yield	Duration	Rating	Base Market Value + Accrued
BERNALILLO COUNTY TREASURER	912828A67	US TREASURY N/B	5,000,000.00	12/31/2015	US GOV	100.039	0.221	1.331	AAA	5,004,089.95
BERNALILLO COUNTY TREASURER	912828B41	US TREASURY N/B	5,000,000.00	01/31/2016	US GOV	100.16	0.262	1.414	AAA	5,009,630.43
BERNALILLO COUNTY TREASURER	912828B82	US TREASURY N/B	5,000,000.00	02/29/2016	US GOV	99.93	0.297	1.497	AAA	4,996,534.53
BERNALILLO COUNTY TREASURER	912828C40	US TREASURY N/B	5,000,000.00	03/31/2016	US GOV	100.059	0.338	1.576	AAA	5,010,839.34

Bernco Duration

BERNALILLO COUNTY TREASURER (40455)

Base Currency: USD As of 08/31/2014

Dated: 09/11/2014

Account	Identifier	Description	Base Current Units	Final Maturity	Security Type	Market Price	Yield	Duration	Rating	Base Market Value + Accrued
BERNALILLO COUNTY TREASURER	912828C81	US TREASURY N/B	5,000,000.00	04/30/2016	US GOV	100.012	0.368	1.66	AAA	5,006,917.93
BERNALILLO COUNTY TREASURER	912828UC2	US TREASURY N/B	5,000,000.00	12/15/2015	US GOV	100.035	0.223	1.289	AAA	5,004,413.93
BERNALILLO COUNTY TREASURER	912828US7	US TREASURY N/B	5,000,000.00	03/15/2016	US GOV	100.082	0.322	1.535	AAA	5,012,761.68
BERNALILLO COUNTY TREASURER	912828UW8	US TREASURY N/B	5,000,000.00	04/15/2016	US GOV	99.832	0.354	1.619	AAA	4,996,347.27
BERNALILLO COUNTY TREASURER	912828VC1	US TREASURY N/B	5,000,000.00	05/15/2016	US GOV	99.762	0.39	1.702	AAA	4,991,802.45
BERNALILLO COUNTY TREASURER	912828VG2	US TREASURY N/B	5,000,000.00	06/15/2016	US GOV	100.133	0.425	1.781	AAA	5,011,977.87
BERNALILLO COUNTY TREASURER	912828VL1	US TREASURY N/B	5,000,000.00	07/15/2016	US GOV	100.305	0.461	1.861	AAA	5,019,326.09
BERNALILLO COUNTY TREASURER	912828VR8	US TREASURY N/B	5,000,000.00	08/15/2016	US GOV	100.246	0.499	1.945	AAA	5,013,743.61
BERNALILLO COUNTY TREASURER	---	US TREASURY N/B	60,000,000.00	04/09/2016	US GOV	100.05	0.347	1.601	AAA	60,078,385.09

2.00 - 3.00

Account	Identifier	Description	Base Current Units	Final Maturity	Security Type	Market Price	Yield	Duration	Rating	Base Market Value + Accrued
BERNALILLO COUNTY TREASURER	912828RJ1	US TREASURY N/B	5,000,000.00	09/30/2016	US GOV	100.898	0.566	2.054	AAA	5,065,938.25
BERNALILLO COUNTY TREASURER	912828VW7	US TREASURY N/B	5,000,000.00	09/15/2016	US GOV	100.68	0.54	2.016	AAA	5,054,210.60
BERNALILLO COUNTY TREASURER	912828WA4	US TREASURY N/B	5,000,000.00	10/15/2016	US GOV	100.094	0.58	2.104	AAA	5,016,568.17
BERNALILLO COUNTY TREASURER	---	US TREASURY N/B	15,000,000.00	09/30/2016	US GOV	100.559	0.562	2.058	AAA	15,136,717.02

Summary

Account	Identifier	Description	Base Current Units	Final Maturity	Security Type	Market Price	Yield	Duration	Rating	Base Market Value + Accrued
BERNALILLO COUNTY TREASURER	---	---	86,229,325.20	02/23/2016	---	87.556	0.341	1.473	AAA	86,444,918.76

* Grouped By: Duration. * Groups Sorted By: Duration. * Weighted By: Base Market Value + Accrued.

Bernco Credit Quality

BERNALILLO COUNTY TREASURER
(40455)

Base Currency: USD As of 08/31/2014

Dated: 09/11/2014

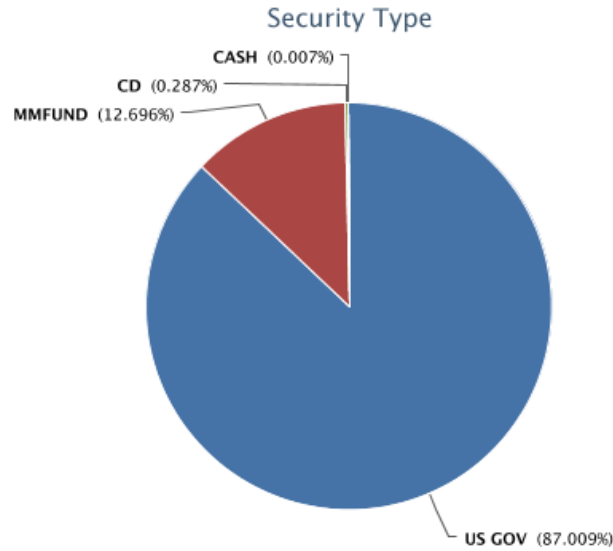


Chart calculated by: Base Market Value + Accrued

US GOV

Identifier	Description	LT Rating	Base Current Units	Final Maturity	Security Type	Market Sector	Base Market Value + Accrued	% of Base Market Value + Accrued
912828VC1	US TREASURY N/B	AAA	5,000,000.00	05/15/2016	US GOV	Government	4,991,802.45	5.775%
912828UW8	US TREASURY N/B	AAA	5,000,000.00	04/15/2016	US GOV	Government	4,996,347.27	5.78%
912828B82	US TREASURY N/B	AAA	5,000,000.00	02/29/2016	US GOV	Government	4,996,534.53	5.78%
912828A67	US TREASURY N/B	AAA	5,000,000.00	12/31/2015	US GOV	Government	5,004,089.95	5.789%
912828UC2	US TREASURY N/B	AAA	5,000,000.00	12/15/2015	US GOV	Government	5,004,413.93	5.789%
912828C81	US TREASURY N/B	AAA	5,000,000.00	04/30/2016	US GOV	Government	5,006,917.93	5.792%
912828B41	US TREASURY N/B	AAA	5,000,000.00	01/31/2016	US GOV	Government	5,009,630.43	5.795%
912828C40	US TREASURY N/B	AAA	5,000,000.00	03/31/2016	US GOV	Government	5,010,839.34	5.797%
912828VG2	US TREASURY N/B	AAA	5,000,000.00	06/15/2016	US GOV	Government	5,011,977.87	5.798%
912828US7	US TREASURY N/B	AAA	5,000,000.00	03/15/2016	US GOV	Government	5,012,761.68	5.799%
912828VR8	US TREASURY N/B	AAA	5,000,000.00	08/15/2016	US GOV	Government	5,013,743.61	5.80%
912828WA4	US TREASURY N/B	AAA	5,000,000.00	10/15/2016	US GOV	Government	5,016,568.17	5.803%
912828VL1	US TREASURY N/B	AAA	5,000,000.00	07/15/2016	US GOV	Government	5,019,326.09	5.806%
912828VW7	US TREASURY N/B	AAA	5,000,000.00	09/15/2016	US GOV	Government	5,054,210.60	5.847%
912828RJ1	US TREASURY N/B	AAA	5,000,000.00	09/30/2016	US GOV	Government	5,065,938.25	5.86%
---	US TREASURY N/B	AAA	75,000,000.00	05/14/2016	US GOV	Government	75,215,102.11	87.009%

MMFUND

Bernco Credit Quality

BERNALILLO COUNTY TREASURER
(40455)

Base Currency: USD As of 08/31/2014

Dated: 09/11/2014

Identifier	Description	LT Rating	Base Current Units	Final Maturity	Security Type	Market Sector	Base Market Value + Accrued	% of Base Market Value + Accrued
94975P405	WFA GOVT MONEY MARKET-I	AAA	10,974,982.04	08/31/2014	MMFUND	Cash	10,974,982.04	12.696%
94975P405	WFA GOVT MONEY MARKET-I	AAA	10,974,982.04	08/31/2014	MMFUND	Cash	10,974,982.04	12.696%

CD

Identifier	Description	LT Rating	Base Current Units	Final Maturity	Security Type	Market Sector	Base Market Value + Accrued	% of Base Market Value + Accrued
254671KS8	Discover Bank	NA	248,000.00	09/08/2014	CD	Financial	248,491.45	0.287%
254671KS8	Discover Bank	NA	248,000.00	09/08/2014	CD	Financial	248,491.45	0.287%

CASH

Identifier	Description	LT Rating	Base Current Units	Final Maturity	Security Type	Market Sector	Base Market Value + Accrued	% of Base Market Value + Accrued
CCYUSD	Cash	AAA	0.00	08/31/2014	CASH	Cash	0.00	0.00%
CCYUSD	Receivable	AAA	6,343.16	08/31/2014	CASH	Cash	6,343.16	0.007%
CCYUSD	---	AAA	6,343.16	08/31/2014	CASH	Cash	6,343.16	0.007%

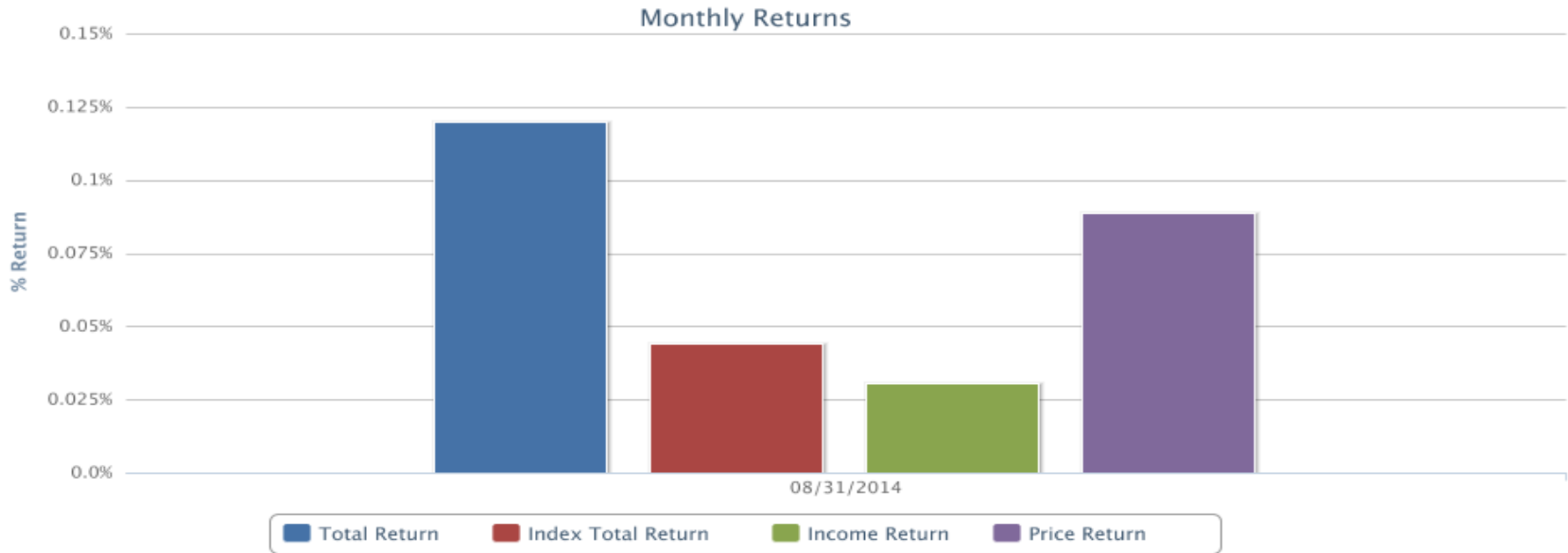
Summary

Identifier	Description	LT Rating	Base Current Units	Final Maturity	Security Type	Market Sector	Base Market Value + Accrued	% of Base Market Value + Accrued
---	---	AA	86,229,325.20	02/23/2016	---	---	86,444,918.76	100.00%

* Grouped By: Security Type. * Groups Sorted By: Base Market Value + Accrued. * Weighted By: Base Market Value + Accrued.



Report: Bernco Total Return
Account: BERNALILLO COUNTY TREASURER (40455)
Date: 08/01/2014 - 08/31/2014
Base Currency: USD



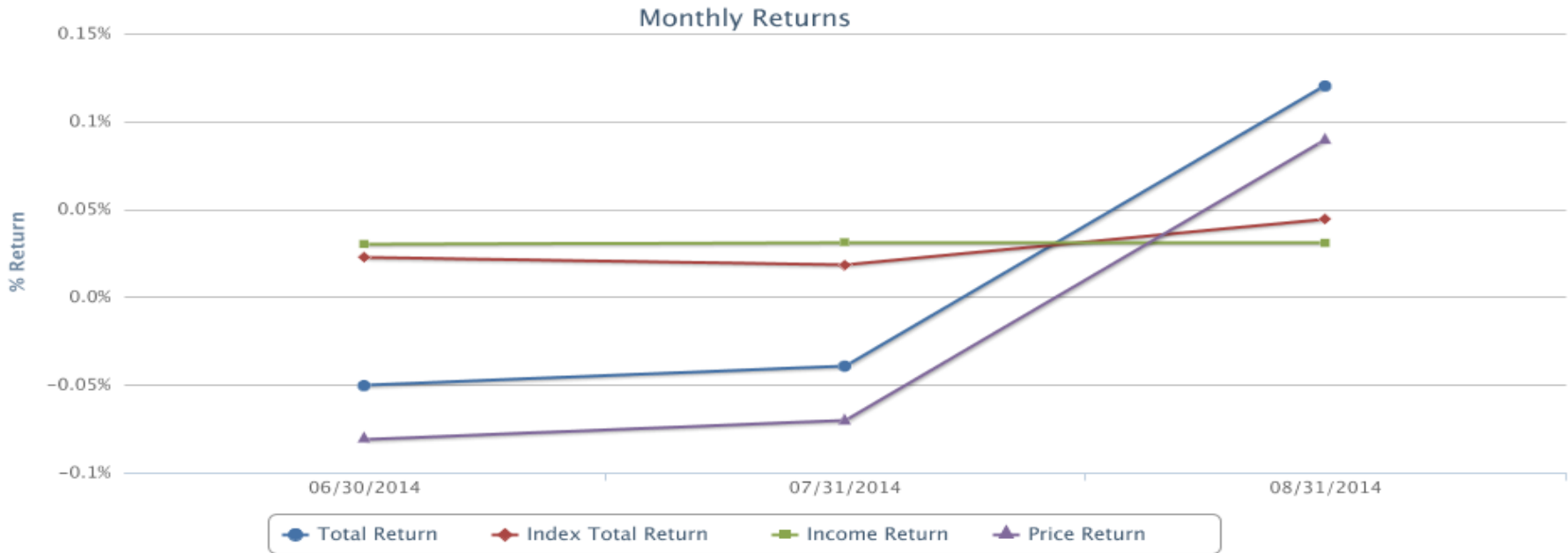
Period Begin	Period End	Total Return	Index Total Return	Income Return	Price Return
08/01/2014	08/31/2014	0.120%	0.044%	0.031%	0.089%
08/01/2014	08/31/2014	---	0.044%	---	---

Account	Index	Index Start Date	Index End Date
BERNALILLO COUNTY TREASURER	BofA ML 1-Yr TBill	---	---

All Fees (includes administrative, management, and trading)
 Returns are actual and have not been annualized.
 Note that data will not exist prior to the performance inception date of: 02/14/2014
 No Tax Adjustment.



Report: Bernco Total Return
Account: BERNALILLO COUNTY TREASURER (40455)
Date: 06/01/2014 - 08/31/2014
Base Currency: USD



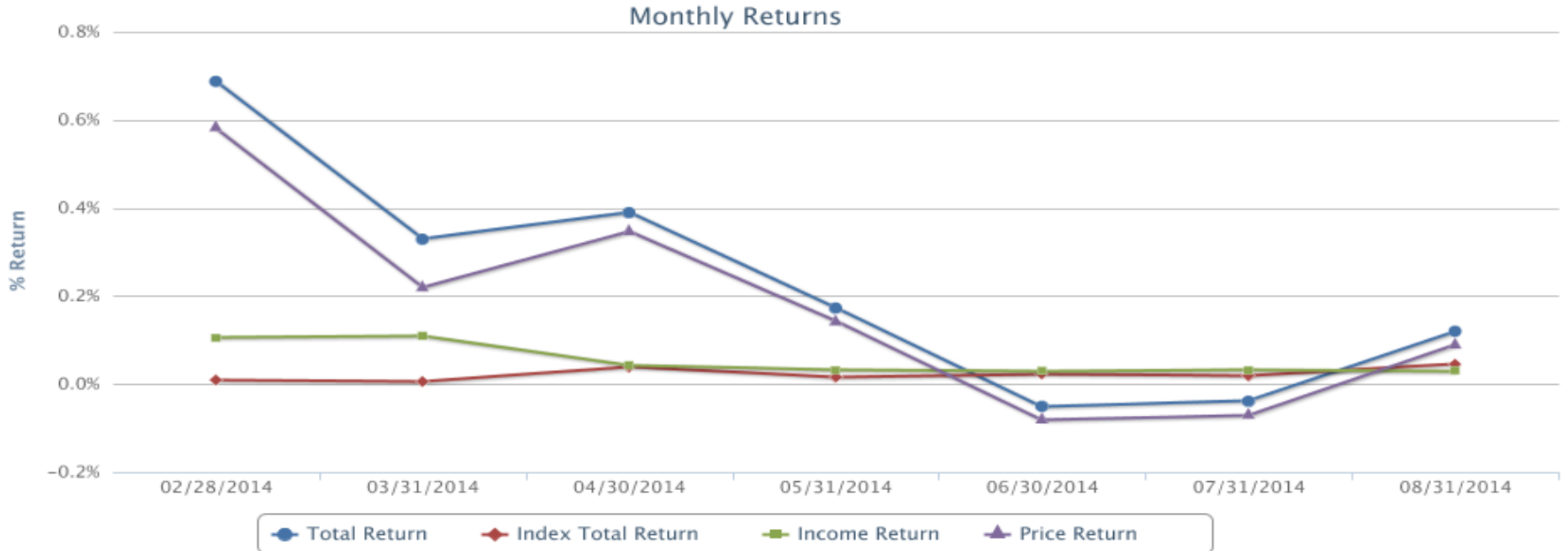
Period Begin	Period End	Total Return	Index Total Return	Income Return	Price Return
06/01/2014	06/30/2014	-0.051%	0.023%	0.030%	-0.081%
07/01/2014	07/31/2014	-0.039%	0.018%	0.031%	-0.071%
08/01/2014	08/31/2014	0.120%	0.044%	0.031%	0.089%
---	---	---	---	---	---

Account	Index	Index Start Date	Index End Date
BERNALILLO COUNTY TREASURER	BofA ML 1-Yr TBill	---	---

All Fees (includes administrative, management, and trading)
 Returns are actual and have not been annualized.
 Note that data will not exist prior to the performance inception date of: 02/14/2014
 No Tax Adjustment.



Report: Bernco Total Return
Account: BERNALILLO COUNTY TREASURER (40455)
Date: 02/14/2014 - 08/31/2014
Base Currency: USD



Period Begin	Period End	Total Return	Index Total Return	Income Return	Price Return
02/14/2014	02/28/2014	0.687%	0.009%	0.105%	0.582%
03/01/2014	03/31/2014	0.329%	0.006%	0.109%	0.219%
04/01/2014	04/30/2014	0.389%	0.038%	0.043%	0.346%
05/01/2014	05/31/2014	0.173%	0.015%	0.031%	0.141%
06/01/2014	06/30/2014	-0.051%	0.023%	0.030%	-0.081%
07/01/2014	07/31/2014	-0.039%	0.018%	0.031%	-0.071%
08/01/2014	08/31/2014	0.120%	0.044%	0.031%	0.089%

Account	Index	Index Start Date	Index End Date
BERNALILLO COUNTY TREASURER	BofA ML 1-Yr TBill	---	---

All Fees (includes administrative, management, and trading)
 Returns are actual and have not been annualized.
 Note that data will not exist prior to the performance inception date of: 02/14/2014
 No Tax Adjustment.

BERNALILLO COUNTY ESTIMATED CASH FLOW FORECAST
Cash Projection - to FY 2015 Budget

	Opening Balance	Estimates	Estimates	Estimates	Estimates	Estimates	Estimates	Estimates	Estimates	Estimates	Estimates	Estimates	Estimates
Treasury General (101100)	\$ 728,172	\$ -	\$ -	\$ -	\$ -	\$ -	\$ -	\$ -	\$ -	\$ -	\$ -	\$ -	\$ -
T Gen Overnight Invest (101108)	13,632,083	-	-	-	-	-	-	-	-	-	-	-	-
Savings (101150)	162,473,845	-	-	-	-	-	-	-	-	-	-	-	-
Money Market (101800)	10,187,667	-	-	-	-	-	-	-	-	-	-	-	-
NM LGIP	3	-	-	-	-	-	-	-	-	-	-	-	-
	\$ 187,021,769	\$ 167,143,381	\$ 146,606,440	\$ 133,275,949	\$ 119,141,448	\$ 230,592,892	\$ 333,565,715	\$ 153,532,931	\$ 145,707,886	\$ 132,452,323	\$ 179,484,589	\$ 269,665,400	
Revenues	July	August	September	October	November	December	January	February	March	April	May	June	Total
Property Tax (411110-411535)	\$ 1,572,215	\$ 906,070	\$ 726,330	\$ 747,864	\$ 30,769,766	\$ 48,223,551	\$ 1,936,584	\$ 1,385,949	\$ 2,658,451	\$ 15,299,408	\$ 38,088,318	\$ 3,224,420	\$ 145,538,926
1% Appraisal Fee (411540)	38,784	22,996	17,015	16,877	1,202,109	1,901,969	61,173	41,082	87,662	604,227	1,516,050	90,056	5,600,000
GRT (412100-412200)	9,061,409	9,659,289	10,198,358	8,978,403	8,892,651	9,111,056	8,539,288	10,113,680	8,669,433	7,640,991	9,862,504	8,880,102	109,607,164
Motor Vehicle (413100-413200)	322,827	217,700	334,178	431,890	286,278	294,002	275,920	193,428	280,943	355,871	444,335	339,069	3,776,441
Gasoline Tax (415100-415200)	156,004	147,545	174,376	145,567	139,319	146,087	131,303	126,757	143,830	137,820	139,897	141,024	1,729,528
Departmental Revenues (see below)	7,735,232	6,021,073	8,276,599	6,961,866	5,654,014	9,793,803	7,044,183	8,780,181	8,093,608	4,315,076	7,901,013	8,034,177	88,610,824
	145,878	202,824	176,325	207,974	119,742	65,850	141,960	144,173	157,394	198,349	142,939	93,502	1,796,912
Bond Proceeds (471101-471201)	-	-	-	-	-	-	-	15,000,000	-	-	-	-	15,000,000
TRAN (471000)	-	-	-	-	-	-	-	-	-	-	-	-	-
Appropriated Cash													88,825,293
Transfers In													39,640,393
Housing budget													3,950,878
Sub-Total	19,032,348	17,177,497	19,903,181	17,490,443	47,063,878	69,536,318	18,130,413	35,785,250	20,091,320	28,551,742	58,095,055	20,802,350	504,076,359
Regional Transit (241101)	1,544,905.18	1,798,084.12	1,563,672.31	1,625,152.45	1,491,247.26	1,532,185.19	1,497,220.13	1,708,705.13	1,442,139.22	1,308,316.29	1,649,125.62	1,481,415.76	
Property Tax Distribution (agency fund 201030)	3,397,640.78	1,526,586.17	1,469,610.44	1,716,009.22	97,248,994.24	169,857,522.39	4,565,825.85	3,398,050.70	7,270,018.77	61,643,269.28	126,320,992.78	7,488,381.30	
Total Revenue	\$ 23,974,894	\$ 20,502,168	\$ 22,936,464	\$ 20,831,604	\$ 145,804,120	\$ 240,926,026	\$ 24,193,459	\$ 40,892,006	\$ 28,803,478	\$ 91,503,328	\$ 186,065,173	\$ 29,772,147	\$ 504,076,359

Expenditures													Total
Payroll Related 101405 (ZT) 51xxx (payroll related)	\$ 12,737,956	\$ 16,180,549	\$ 14,454,728	\$ 13,706,195	\$ 14,488,324	\$ 16,322,569	\$ 15,896,676	\$ 15,919,742	\$ 16,889,570	\$ 13,782,564	\$ 14,631,190	\$ 14,609,075	179,619,138
Warrant Account 101300 (5xxxx) (nonpayroll) & Travel 55xxxx	13,411,688	19,763,981	18,797,875	12,359,046	16,567,831	20,604,985	16,764,237	21,343,807	20,074,863	14,475,331	17,723,247	16,411,841	208,298,734
Bond Principal & Intererst (561101,562201,563101)	7,489,962	-	-	5,569,449	-	2,116,079	-	4,707,768	-	7,442,524	119,137	3,337,242	30,782,160
TRAN													-
Tax Refund (101102 - EB) (3 year average)	285,186	147,854	172,093	236,652	89,264	128,390	210,586	471,203	254,417	192,308	118,393	394,317	2,700,664
To fund balance	-	-	-	-	-	-	-	-	-	-	-	-	56,428,545
Carryover 598xxx	-	-	-	-	-	-	-	-	-	-	-	-	22,339
Transfer Out	-	-	-	-	-	-	-	-	-	-	-	-	14,228,757
Housing Expenditures (531360-531371), 531623	-	-	-	-	-	-	-	-	-	-	-	-	11,996,022
Sub-Total	33,924,792	36,092,385	33,424,696	31,871,343	31,145,419	39,172,023	32,871,500	42,442,520	37,218,851	35,892,727	32,591,967	34,752,475	504,076,358
Regional Transit (241101)	1,544,905.18	1,798,084.12	1,563,672.31	1,625,152.45	1,491,247.26	1,532,185.19	1,497,220.13	1,708,705.13	1,442,139.22	1,308,316.29	1,649,125.62	1,481,415.76	
Property Tax Distribution (agency fund 201030)	8,879,585.64	3,397,640.78	1,526,586.17	1,469,610.44	1,716,009.22	97,248,994.24	169,857,522.39	4,565,825.85	3,398,050.70	7,270,018.77	61,643,269.28	126,320,992.78	
Total Expenditures	\$ 44,349,282	\$ 41,288,109	\$ 36,514,954	\$ 34,966,106	\$ 34,352,676	\$ 137,953,202	\$ 204,226,242	\$ 48,717,051	\$ 42,059,041	\$ 44,471,062	\$ 95,884,361	\$ 162,554,883	\$ 504,076,358

Investment Activity												
Investments maturing	496,000	249,000	248,000									
Investments Called	-	-	-	-	-	-	-	-	-	-	-	-
Investments Sold	-	-	-	-	-	-	-	-	-	-	-	-
Investments (purchased)	-	-	-	-	-	-	-	-	-	-	-	-
Net Investment Activity	\$ 496,000	\$ 249,000	\$ 248,000	\$ -	\$ -	\$ -	\$ -	\$ -	\$ -	\$ -	\$ -	\$ -
Monthly Cash Need	(19,878,388)	(20,536,942)	(13,330,491)	(14,134,501)	111,451,444	102,972,824	(180,032,784)	(7,825,045)	(13,255,563)	47,032,265	90,180,812	(132,782,736)
Estimated Ending Cash Balance	\$ 167,143,381	\$ 146,606,440	\$ 133,275,949	\$ 119,141,448	\$ 230,592,892	\$ 333,565,715	\$ 153,532,931	\$ 145,707,886	\$ 132,452,323	\$ 179,484,589	\$ 269,665,400	\$ 136,882,665

Liquidity NEEDS												
2015 Budget	504,076,359	504,076,359	504,076,359	504,076,359	504,076,359	504,076,359	504,076,359	504,076,359	504,076,359	504,076,359	504,076,359	504,076,359
15% of Budget	15%	15%	15%	15%	15%	15%	15%	15%	15%	15%	15%	15%
Monthly Minimum Liquidity Requirements (<30 day maturity)	75,611,454	75,611,454	75,611,454	75,611,454	75,611,454	75,611,454	75,611,454	75,611,454	75,611,454	75,611,454	75,611,454	75,611,454
Monthly Distribution (following month 20th) (immediately available)	3,397,641	1,526,586	1,469,610	1,716,009	97,248,994	169,857,522	4,565,826	3,398,051	7,270,019	61,643,269	126,320,993	7,488,381
Total Monthly Required Cash	\$ 79,009,095	\$ 77,138,040	\$ 77,081,064	\$ 77,327,463	\$ 172,860,448	\$ 245,468,976	\$ 80,177,280	\$ 79,009,505	\$ 82,881,473	\$ 137,254,723	\$ 201,932,447	\$ 83,099,835
	88,134,287	69,468,400	56,194,885	41,813,985	57,732,443	88,096,739	73,355,652	66,698,382	49,570,851	42,229,865	67,732,954	53,782,829

Bernco Portfolio Shock

BERNALILLO COUNTY TREASURER (40455)

Base Currency: USD As of 08/31/2014

Dated: 09/11/2014

Identifier, Description	Security Type	Current Units	Base Market Value	Yield	Duration	-300 Basis Point Shock, -200 Basis Point Shock, -100 Basis Point Shock	100 Basis Point Shock, 200 Basis Point Shock, 300 Basis Point Shock	% Change at 100 Basis Points, % Change at 200 Basis Points, % Change at 300 Basis Points
254671KS8 Discover Bank	CD	248,000.00	248,004.96	0.318	0.025	248,024.42 248,024.42 248,024.42	247,943.81 247,882.67 247,821.52	-0.025% -0.049% -0.074%
912828A67 US TREASURY N/B	US GOV	5,000,000.00	5,001,950.00	0.221	1.331	5,016,642.44 5,016,642.44 5,016,642.44	4,935,385.19 4,868,832.57 4,802,292.14	-1.331% -2.661% -3.992%
912828B41 US TREASURY N/B	US GOV	5,000,000.00	5,008,000.00	0.262	1.414	5,026,544.66 5,026,544.66 5,026,544.66	4,937,202.47 4,866,418.51 4,795,648.10	-1.414% -2.827% -4.24%
912828B82 US TREASURY N/B	US GOV	5,000,000.00	4,996,500.00	0.297	1.497	5,018,690.97 5,018,690.97 5,018,690.97	4,921,722.23 4,846,959.41 4,772,211.54	-1.497% -2.993% -4.489%
912828C40 US TREASURY N/B	US GOV	5,000,000.00	5,002,950.00	0.338	1.576	5,029,578.70 5,029,578.70 5,029,578.70	4,924,090.04 4,845,246.48 4,766,419.32	-1.576% -3.152% -4.728%
912828C81 US TREASURY N/B	US GOV	5,000,000.00	5,000,600.00	0.368	1.66	5,031,125.30 5,031,125.30 5,031,125.30	4,917,608.05 4,834,634.06 4,751,678.02	-1.66% -3.319% -4.978%
912828RJ1 US TREASURY N/B	US GOV	5,000,000.00	5,044,900.00	0.566	2.054	5,103,566.76 5,103,566.76 5,103,566.76	4,941,276.40 4,837,679.45 4,734,109.13	-2.054% -4.108% -6.16%
912828UC2 US TREASURY N/B	US GOV	5,000,000.00	5,001,750.00	0.223	1.289	5,016,118.49 5,016,118.49 5,016,118.49	4,937,281.11 4,872,823.76 4,808,377.95	-1.289% -2.578% -3.866%
912828US7 US TREASURY N/B	US GOV	5,000,000.00	5,004,100.00	0.322	1.535	5,028,817.33 5,028,817.33 5,028,817.33	4,927,274.65 4,850,464.96 4,773,670.94	-1.535% -3.07% -4.605%
912828UW8 US TREASURY N/B	US GOV	5,000,000.00	4,991,600.00	0.354	1.619	5,020,187.66 5,020,187.66 5,020,187.66	4,910,790.93 4,829,998.99 4,749,224.20	-1.619% -3.237% -4.856%
912828VC1 US TREASURY N/B	US GOV	5,000,000.00	4,988,100.00	0.39	1.702	5,021,200.02 5,021,200.02 5,021,200.02	4,903,203.26 4,818,325.23 4,733,465.91	-1.702% -3.404% -5.105%
912828VG2 US TREASURY N/B	US GOV	5,000,000.00	5,006,650.00	0.425	1.781	5,044,585.97 5,044,585.97 5,044,585.97	4,917,486.80 4,828,343.97 4,739,221.51	-1.781% -3.561% -5.341%
912828VL1 US TREASURY N/B	US GOV	5,000,000.00	5,015,250.00	0.461	1.861	5,058,326.21 5,058,326.21 5,058,326.21	4,921,907.34 4,828,586.76 4,735,288.27	-1.861% -3.722% -5.582%
912828VR8 US TREASURY N/B	US GOV	5,000,000.00	5,012,300.00	0.499	1.945	5,060,918.41 5,060,918.41 5,060,918.41	4,914,818.86 4,817,361.60 4,719,928.22	-1.945% -3.889% -5.833%
912828VW7 US TREASURY N/B	US GOV	5,000,000.00	5,034,000.00	0.54	2.016	5,088,810.46 5,088,810.46 5,088,810.46	4,932,504.43 4,831,034.55 4,729,590.37	-2.016% -4.032% -6.047%
912828WA4 US TREASURY N/B	US GOV	5,000,000.00	5,004,700.00	0.58	2.104	5,065,821.95 5,065,821.95 5,065,821.95	4,899,411.90 4,794,151.31 4,688,918.25	-2.104% -4.207% -6.31%
94975P405 WFA GOVT MONEY MARKET-I	MMFUND	10,974,982.04	10,974,982.04	0.01	0.00	10,974,982.04 10,974,982.04 10,974,982.04	10,974,982.04 10,974,982.04 10,974,982.04	0.00% 0.00% 0.00%
CCYUSD Receivable	CASH	6,343.16	6,343.16	0.00	0.00	6,343.16 6,343.16 6,343.16	6,343.16 6,343.16 6,343.16	0.00% 0.00% 0.00%
CCYUSD Cash	CASH	0.00	0.00	0.00	0.00	0.00 0.00 0.00	0.00 0.00 0.00	0.00% 0.00% 0.00%
---	---	86,229,325.20	86,342,680.16	0.341	1.473	86,860,284.95 86,860,284.95 86,860,284.95	85,071,232.67 83,800,069.47 82,529,190.58	-1.473% -2.945% -4.417%

Bernco Portfolio Shock

BERNALILLO COUNTY TREASURER
(40455)

Base Currency: USD As of 08/31/2014

Dated: 09/11/2014

* Weighted By: Base Market Value + Accrued.

*The shock analysis includes a yield floor of 0.

Bernco Trading Report

BERNALILLO COUNTY TREASURER
(40455)

07/01/2014 - 08/31/2014

Dated: 09/11/2014

* Does not Lock Down.

Identifier	Description	Transaction Type	Trade Date	Settle Date	Final Maturity	Price	Principal	Accrued Interest
25811L2Q1	Doral Bank	Maturity	07/31/2014	07/31/2014	07/31/2014	100.00	-248,000.00	0.00
33764JSE6	First Federal Savings Bank of Puerto Rico	Maturity	08/01/2014	08/01/2014	08/01/2014	100.00	-249,000.00	0.00
78658ACJ5	Safra National Bank of New York	Maturity	07/31/2014	07/31/2014	07/31/2014	100.00	-248,000.00	0.00
94975P405	WFA GOVT MONEY MARKET-I	Buy	---	---	08/31/2014	1.00	787,315.53	0.00
---	---	---	---	---	---	---	42,315.53	0.00

* Showing transactions with Trade Date within selected date range. * MMF transactions are collapsed.

* The Transaction Detail/Trading Activity reports provide our most up-to-date transactional details. As such, these reports are subject to change even after the other reports on the website have been locked down. While these reports can be useful tools in understanding recent activity, due to their dynamic nature we do not recommend using them for booking journal entries or reconciliation.

Bernco Trading Report

BERNALILLO COUNTY TREASURER
(40455)

02/14/2014 - 08/31/2014

Dated: 09/11/2014

* Does not Lock Down.

Identifier	Description	Transaction Type	Trade Date	Settle Date	Final Maturity	Price	Principal	Accrued Interest
25811L2Q1	Doral Bank	Maturity	07/31/2014	07/31/2014	07/31/2014	100.00	-248,000.00	0.00
313379PB9	FEDERAL HOME LOAN BANK	Sell	03/05/2014	03/06/2014	06/14/2027	92.726	-1,739,061.17	-13,841.07
313379PB9	FEDERAL HOME LOAN BANK	Sell	04/08/2014	04/09/2014	06/14/2027	93.599	-1,112,922.31	-12,306.48
313379QE2	FEDERAL HOME LOAN BANK	Sell	04/08/2014	04/09/2014	06/18/2027	93.76	-722,205.41	-7,718.75
313379QE2	FEDERAL HOME LOAN BANK	Sell	03/05/2014	03/06/2014	06/18/2027	92.831	-3,048,369.32	-23,123.31
313380C96	FEDERAL HOME LOAN BANK	Sell	03/05/2014	03/06/2014	08/13/2027	90.55	-4,527,500.00	-6,388.89
313380D87	FEDERAL HOME LOAN BANK	Sell	04/08/2014	04/09/2014	08/08/2022	94.74	-4,737,000.00	-19,062.50
313380MB0	FEDERAL HOME LOAN BANK	Sell	04/08/2014	04/09/2014	08/26/2022	96.00	-3,600,000.00	-5,039.06
3133812F1	FEDERAL HOME LOAN BANK	Sell	03/03/2014	03/04/2014	10/29/2027	91.47	-6,860,250.00	-55,338.54
3133814T9	FEDERAL HOME LOAN BANK	Sell	03/05/2014	03/06/2014	10/29/2027	92.05	-2,623,425.00	-25,135.42
313381EU5	FEDERAL HOME LOAN BANK	Sell	03/05/2014	03/06/2014	12/14/2027	95.75	-5,745,000.00	-47,833.33
313381KV6	FEDERAL HOME LOAN BANK	Sell	04/08/2014	04/09/2014	01/09/2020	98.92	-4,946,000.00	-12,500.00
313381L78	FEDERAL HOME LOAN BANK	Sell	03/05/2014	03/06/2014	12/28/2027	93.77	-4,688,500.00	-14,166.67
313381LK9	FEDERAL HOME LOAN BANK	Sell	03/13/2014	03/14/2014	12/28/2027	97.54	-4,877,000.00	-13,194.44
313381Q65	FEDERAL HOME LOAN BANK	Sell	03/13/2014	03/14/2014	01/30/2023	98.38	-4,919,000.00	-6,111.11
313381US2	FEDERAL HOME LOAN BANK	Sell	04/08/2014	04/09/2014	01/29/2021	93.58	-4,679,000.00	-14,583.33
313381W92	FEDERAL HOME LOAN BANK	Sell	03/05/2014	03/06/2014	07/30/2025	90.01	-2,700,300.00	-5,250.00
313381WA9	FEDERAL HOME LOAN BANK	Sell	03/13/2014	03/14/2014	01/30/2023	99.29	-5,808,465.00	-7,150.00
313381WQ4	FEDERAL HOME LOAN BANK	Sell	03/13/2014	03/14/2014	01/30/2023	99.21	-4,960,500.00	-6,111.11
3133826H1	FEDERAL HOME LOAN BANK	Sell	03/13/2014	03/14/2014	02/21/2023	96.45	-4,822,500.00	-3,993.06
313382TE3	FEDERAL HOME LOAN BANK	Sell	02/27/2014	02/28/2014	04/29/2024	88.11	-8,811,000.00	-66,111.11
313382ZR7	FEDERAL HOME LOAN BANK	Sell	03/03/2014	03/04/2014	05/16/2023	93.81	-9,381,000.00	-69,000.00
3133836A4	FEDERAL HOME LOAN BANK	Sell	04/08/2014	04/09/2014	05/22/2019	93.99	-4,699,500.00	-6,527.78
3133EA6S2	FEDERAL FARM CREDIT BANK	Sell	03/04/2014	03/05/2014	11/01/2024	92.11	-4,605,500.00	-44,777.78
3133EAC30	FEDERAL FARM CREDIT BANK	Sell	04/08/2014	04/09/2014	02/01/2021	95.615	-4,780,750.00	-17,377.78
3133ECM50	FEDERAL FARM CREDIT BANK	Sell	03/13/2014	03/14/2014	04/24/2023	93.802	-4,690,100.00	-45,694.44
3133ECPH1	FEDERAL FARM CREDIT BANK	Sell	03/13/2014	03/14/2014	05/15/2023	93.914	-4,676,917.20	-39,178.77
3133ECR97	FEDERAL FARM CREDIT BANK	Sell	03/13/2014	03/14/2014	06/05/2023	97.68	-4,884,000.00	-39,531.25
3134G44T2	FREDDIE MAC	Sell	03/05/2014	03/06/2014	05/22/2023	91.21	-4,560,500.00	-3,986.11
3134G45S3	FREDDIE MAC	Sell	03/13/2014	03/14/2014	06/12/2023	95.20	-4,760,000.00	-32,838.89
3135G0TN3	FANNIE MAE	Sell	03/04/2014	03/05/2014	01/23/2023	94.14	-8,001,900.00	-23,105.83
3135G0UU5	FANNIE MAE	Sell	04/08/2014	04/09/2014	03/06/2020	97.99	-4,899,500.00	-8,020.83
3136G05R8	FANNIE MAE	Sell	02/27/2014	02/28/2014	11/26/2032	84.031	-5,041,875.00	-1,000.00
3136G0KN0	FANNIE MAE	Sell	02/26/2014	02/27/2014	05/24/2032	93.05	-5,583,000.00	-46,500.00
3136G0L41	FANNIE MAE	Sell	02/27/2014	02/28/2014	10/18/2032	84.125	-4,206,250.00	-54,166.67
3136G0PJ4	FANNIE MAE	Sell	02/25/2014	02/26/2014	06/28/2032	86.73	-8,673,000.00	-52,361.11
3136G0QB0	FANNIE MAE	Sell	02/26/2014	02/27/2014	07/16/2032	88.78	-5,868,358.00	-25,595.39
3136G0QE4	FANNIE MAE	Sell	02/26/2014	02/27/2014	07/16/2032	90.44	-4,522,000.00	-17,083.33
3136G0S36	FANNIE MAE	Sell	03/05/2014	03/06/2014	10/30/2023	90.56	-4,528,000.00	-2,333.33
3136G0TL5	FANNIE MAE	Sell	02/25/2014	02/26/2014	07/26/2032	83.78	-8,378,000.00	0.00
3136G0X97	FANNIE MAE	Sell	03/05/2014	03/06/2014	10/30/2023	91.09	-1,268,883.70	-10,360.44
3136G0XE6	FANNIE MAE	Sell	03/03/2014	03/04/2014	08/27/2027	90.50	-4,525,000.00	-2,187.50
3136G14C0	FANNIE MAE	Sell	03/03/2014	03/04/2014	12/27/2032	86.45	-4,322,500.00	-18,611.11
3136G15V7	FANNIE MAE	Sell	03/03/2014	03/04/2014	12/21/2027	89.625	-4,481,250.00	-20,277.78
3136G1DT3	FANNIE MAE	Sell	03/13/2014	03/14/2014	03/06/2023	95.63	-4,781,500.00	-2,833.33
316777HH7	Fifth Third Bank	Maturity	03/06/2014	03/06/2014	03/06/2014	100.00	-249,000.00	0.00
33764JSE6	First Federal Savings Bank of Puerto Rico	Maturity	08/01/2014	08/01/2014	08/01/2014	100.00	-249,000.00	0.00
78658ACJ5	Safra National Bank of New York	Maturity	07/31/2014	07/31/2014	07/31/2014	100.00	-248,000.00	0.00

Bernco Trading Report

BERNALILLO COUNTY TREASURER
(40455)

02/14/2014 - 08/31/2014

Dated: 09/11/2014

Identifier	Description	Transaction Type	Trade Date	Settle Date	Final Maturity	Price	Principal	Accrued Interest
912828A67	US TREASURY N/B	Buy	04/11/2014	04/14/2014	12/31/2015	99.996	4,999,804.69	3,591.16
912828B41	US TREASURY N/B	Buy	04/11/2014	04/14/2014	01/31/2016	100.172	5,008,593.75	3,781.08
912828B82	US TREASURY N/B	Buy	04/11/2014	04/14/2014	02/29/2016	99.887	4,994,335.95	1,528.53
912828C40	US TREASURY N/B	Buy	04/11/2014	04/14/2014	03/31/2016	100.051	5,002,539.06	717.21
912828C81	US TREASURY N/B	Buy	04/25/2014	04/30/2014	04/30/2016	99.891	4,994,531.25	0.00
912828RJ1	US TREASURY N/B	Buy	04/25/2014	04/28/2014	09/30/2016	100.902	5,045,117.19	3,825.14
912828UC2	US TREASURY N/B	Buy	04/25/2014	04/28/2014	12/15/2015	99.949	4,997,460.94	4,601.65
912828US7	US TREASURY N/B	Buy	04/25/2014	04/28/2014	03/15/2016	100.004	5,000,195.31	2,241.85
912828UW8	US TREASURY N/B	Buy	04/11/2014	04/14/2014	04/15/2016	99.762	4,988,085.94	6,215.66
912828VC1	US TREASURY N/B	Buy	04/11/2014	04/14/2014	05/15/2016	99.684	4,984,179.69	5,179.56
912828VG2	US TREASURY N/B	Buy	04/11/2014	04/14/2014	06/15/2016	100.133	5,006,640.63	8,241.76
912828VL1	US TREASURY N/B	Buy	04/11/2014	04/14/2014	07/15/2016	100.34	5,016,992.19	7,683.01
912828VR8	US TREASURY N/B	Buy	04/11/2014	04/14/2014	08/15/2016	100.273	5,013,671.88	5,006.91
912828VW7	US TREASURY N/B	Buy	04/11/2014	04/14/2014	09/15/2016	100.781	5,039,062.50	3,566.58
912828WA4	US TREASURY N/B	Buy	04/11/2014	04/14/2014	10/15/2016	100.09	5,004,492.19	15,539.15
94975P405	WFA GOVT MONEY MARKET-I	Buy	---	---	08/31/2014	1.00	255,135,122.48	0.00
94975P405	WFA GOVT MONEY MARKET-I	Sell	---	---	08/31/2014	1.00	-255,167,422.43	0.00
94975P405	WFA GOVT MONEY MARKET-I	Initial Load	02/14/2014	02/14/2014	08/31/2014	1.00	11,007,281.99	0.00
CD1003135	GUADALUPE CREDIT UNION DTD 2/26/13 0.60 2/26/14	Maturity	02/26/2014	02/26/2014	02/26/2014	100.00	-249,000.00	0.00
---	---	---	---	---	---	---	-127,219,596.90	-876,588.39

* Showing transactions with Trade Date within selected date range. * MMF transactions are collapsed.

* The Transaction Detail/Trading Activity reports provide our most up-to-date transactional details. As such, these reports are subject to change even after the other reports on the website have been locked down. While these reports can be useful tools in understanding recent activity, due to their dynamic nature we do not recommend using them for booking journal entries or reconciliation.