



# **Bernalillo County Monthly Statement**

Bernalillo County Bond Proceed (52469)

Month End (M2 Y2016)

08/01/2015 - 08/31/2015

Dated: 09/04/2015

Locked Down

---

## Table of Contents

---

Dated: 09/04/2015

<a href="#"><u>Bernco Holdings Summary (Bernalillo County Bond Proceed (52469))</u></a>	1
<a href="#"><u>Bernco Duration (Bernalillo County Bond Proceed (52469))</u></a>	2
<a href="#"><u>Bernco Credit Quality (Bernalillo County Bond Proceed (52469))</u></a>	4
<a href="#"><u>Bernco Performance Summary (Bernalillo County Bond Proceed (52469))</u></a>	6
<a href="#"><u>Base Shock Analysis (Bernalillo County Bond Proceed (52469))</u></a>	7
<a href="#"><u>Bernco Trading Report (Bernalillo County Bond Proceed (52469))</u></a>	9

# Bernco Holdings Summary

## Bernalillo County Bond Proceed (52469)

As of 08/31/2015

[Return to Table of Contents](#)

Dated: 09/04/2015

Identifier	Description	Current Units	Security Type	Final Maturity	Original Cost	Book Value, Book Yield	Market Value	Net Unrealized Gain/Loss	Accrued Balance	Market Value + Accrued	Years to Effective Maturity
912828A26	US TREASURY N/B	1,500,000.00	US GOV	11/30/2015	1,500,820.31	1,500,567.91 0.096	1,500,465.00	-102.91	952.87	1,501,417.87	0.249
912828A67	US TREASURY N/B	1,500,000.00	US GOV	12/31/2015	1,500,820.31	1,500,616.51 0.125	1,500,465.00	-151.51	641.98	1,501,106.98	0.334
912828B41	US TREASURY N/B	1,500,000.00	US GOV	01/31/2016	1,501,757.81	1,501,390.70 0.15	1,500,915.00	-475.70	489.13	1,501,404.13	0.419
912828B82	US TREASURY N/B	1,500,000.00	US GOV	02/29/2016	1,500,585.94	1,500,480.98 0.185	1,499,670.00	-810.98	10.30	1,499,680.30	0.498
912828C40	US TREASURY N/B	1,500,000.00	US GOV	03/31/2016	1,501,699.22	1,501,429.79 0.21	1,500,585.00	-844.79	2,366.80	1,502,951.80	0.583
912828C81	US TREASURY N/B	1,500,000.00	US GOV	04/30/2016	1,501,640.63	1,501,409.80 0.233	1,500,405.00	-1,004.80	1,895.38	1,502,300.38	0.665
912828D64	US TREASURY N/B	1,500,000.00	US GOV	08/31/2016	1,501,464.84	1,501,321.71 0.411	1,500,765.00	-556.71	20.60	1,500,785.60	1.00
912828F47	US TREASURY N/B	1,500,000.00	US GOV	09/30/2016	1,501,054.69	1,500,958.39 0.441	1,500,825.00	-133.39	3,155.74	1,503,980.74	1.082
912828F88	US TREASURY N/B	1,500,000.00	US GOV	10/31/2016	1,497,890.63	1,498,070.75 0.486	1,497,930.00	-140.75	1,895.38	1,499,825.38	1.167
912828G46	US TREASURY N/B	1,500,000.00	US GOV	11/30/2016	1,499,648.44	1,499,676.94 0.517	1,499,475.00	-201.94	1,905.74	1,501,380.74	1.249
912828H29	US TREASURY N/B	1,500,000.00	US GOV	12/31/2016	1,501,640.63	1,501,517.04 0.548	1,501,425.00	-92.04	1,604.96	1,503,029.96	1.334
912828H78	US TREASURY N/B	1,500,000.00	US GOV	01/31/2017	1,498,359.38	1,498,476.77 0.572	1,498,260.00	-216.77	652.17	1,498,912.17	1.419
912828J92	US TREASURY N/B	1,500,000.00	US GOV	03/31/2017	1,496,953.13	1,497,150.13 0.621	1,497,045.00	-105.13	3,155.74	1,500,200.74	1.58
912828SJ0	US TREASURY N/B	1,500,000.00	US GOV	02/28/2017	1,506,562.50	1,506,121.72 0.601	1,505,805.00	-316.72	36.06	1,505,841.06	1.496
912828SS0	US TREASURY N/B	1,500,000.00	US GOV	04/30/2017	1,505,800.78	1,505,447.55 0.655	1,504,980.00	-467.55	4,422.55	1,509,402.55	1.663
912828SY7	US TREASURY N/B	1,500,000.00	US GOV	05/31/2017	1,498,242.19	1,498,345.62 0.689	1,498,335.00	-10.62	2,382.17	1,500,717.17	1.747
912828WM8	US TREASURY N/B	1,500,000.00	US GOV	05/31/2016	1,501,347.66	1,501,175.62 0.27	1,500,285.00	-890.62	1,429.30	1,501,714.30	0.75
912828WQ9	US TREASURY N/B	1,500,000.00	US GOV	06/30/2016	1,502,519.53	1,502,227.69 0.32	1,501,575.00	-652.69	1,283.97	1,502,858.97	0.832
912828WX4	US TREASURY N/B	1,500,000.00	US GOV	07/31/2016	1,502,226.56	1,501,989.36 0.354	1,501,365.00	-624.36	652.17	1,502,017.17	0.917
94975P405	WFA GOVT MONEY MARKET-I	1,426,514.30	MMFUND	08/31/2015	1,426,514.30	1,426,514.30 0.01	1,426,514.30	0.00	0.00	1,426,514.30	0.00
CCYUSD	Receivable	12.01	CASH	08/31/2015	12.01	12.01 0.00	12.01	0.00	0.00	12.01	0.00
---	---	<b>29,926,526.31</b>	---	<b>08/13/2016</b>	<b>29,947,561.49</b>	<b>29,944,901.28 0.376</b>	<b>29,937,101.31</b>	<b>-7,799.97</b>	<b>28,953.03</b>	<b>29,966,054.34</b>	<b>0.952</b>

\* Weighted By: Market Value + Accrued. \* Holdings Displayed By: Position.

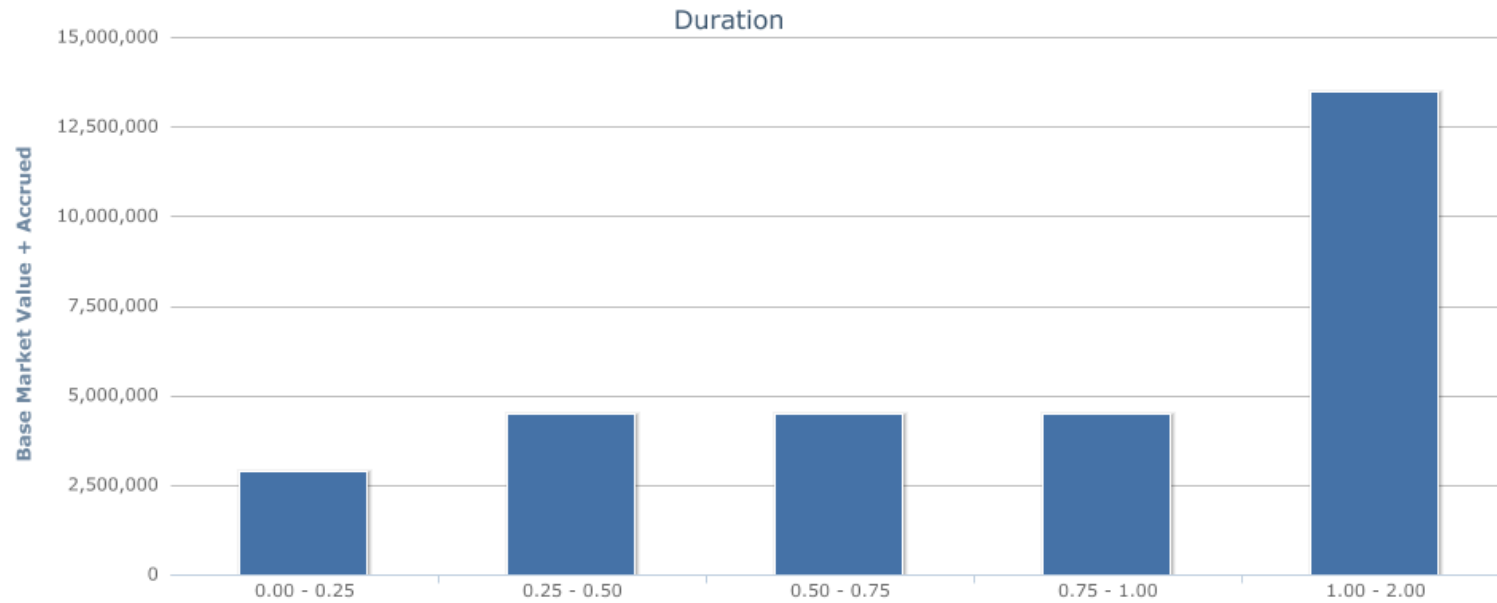
# Bernco Duration

## Bernalillo County Bond Proceed (52469)

Base Currency: USD As of 08/31/2015

[Return to Table of Contents](#)

Dated: 09/04/2015



### 0.00 - 0.25

Identifier	Description	Base Current Units	Effective Maturity	Final Maturity	Security Type	Market Price	Yield	Duration	Rating	Base Market Value + Accrued
912828A26	US TREASURY N/B	1,500,000.00	11/30/2015	11/30/2015	US GOV	100.031	0.125	0.249	AAA	1,501,417.87
94975P405	WFA GOVT MONEY MARKET-I	1,426,514.30	08/31/2015	08/31/2015	MMFUND	1.00	0.01	0.00	AAA	1,426,514.30
CCYUSD	Receivable	12.01	08/31/2015	08/31/2015	CASH	1.00	0.00	0.00	AAA	12.01
---	---	<b>2,926,526.31</b>	<b>10/17/2015</b>	<b>10/17/2015</b>	---	<b>51.782</b>	<b>0.069</b>	<b>0.127</b>	<b>AAA</b>	<b>2,927,944.18</b>

### 0.25 - 0.50

Identifier	Description	Base Current Units	Effective Maturity	Final Maturity	Security Type	Market Price	Yield	Duration	Rating	Base Market Value + Accrued
912828A67	US TREASURY N/B	1,500,000.00	12/31/2015	12/31/2015	US GOV	100.031	0.156	0.331	AAA	1,501,106.98
912828B41	US TREASURY N/B	1,500,000.00	01/31/2016	01/31/2016	US GOV	100.061	0.228	0.415	AAA	1,501,404.13
912828B82	US TREASURY N/B	1,500,000.00	02/29/2016	02/29/2016	US GOV	99.978	0.294	0.499	AAA	1,499,680.30
---	<b>US TREASURY N/B</b>	<b>4,500,000.00</b>	<b>01/30/2016</b>	<b>01/30/2016</b>	<b>US GOV</b>	<b>100.023</b>	<b>0.226</b>	<b>0.415</b>	<b>AAA</b>	<b>4,502,191.42</b>

### 0.50 - 0.75

Identifier	Description	Base Current Units	Effective Maturity	Final Maturity	Security Type	Market Price	Yield	Duration	Rating	Base Market Value + Accrued
912828C40	US TREASURY N/B	1,500,000.00	03/31/2016	03/31/2016	US GOV	100.039	0.308	0.58	AAA	1,502,951.80
912828C81	US TREASURY N/B	1,500,000.00	04/30/2016	04/30/2016	US GOV	100.027	0.334	0.664	AAA	1,502,300.38
912828WM8	US TREASURY N/B	1,500,000.00	05/31/2016	05/31/2016	US GOV	100.019	0.35	0.746	AAA	1,501,714.30
---	<b>US TREASURY N/B</b>	<b>4,500,000.00</b>	<b>04/30/2016</b>	<b>04/30/2016</b>	<b>US GOV</b>	<b>100.028</b>	<b>0.331</b>	<b>0.663</b>	<b>AAA</b>	<b>4,506,966.48</b>

# Bernco Duration

# Bernalillo County Bond Proceed (52469)

Base Currency: USD As of 08/31/2015

[Return to Table of Contents](#)

Dated: 09/04/2015

## 0.75 - 1.00

Identifier	Description	Base Current Units	Effective Maturity	Final Maturity	Security Type	Market Price	Yield	Duration	Rating	Base Market Value + Accrued
912828D64	US TREASURY N/B	1,500,000.00	08/31/2016	08/31/2016	US GOV	100.051	0.449	0.997	AAA	1,500,785.60
912828WQ9	US TREASURY N/B	1,500,000.00	06/30/2016	06/30/2016	US GOV	100.105	0.373	0.829	AAA	1,502,858.97
912828WX4	US TREASURY N/B	1,500,000.00	07/31/2016	07/31/2016	US GOV	100.091	0.40	0.913	AAA	1,502,017.17
---	<b>US TREASURY N/B</b>	<b>4,500,000.00</b>	<b>07/31/2016</b>	<b>07/31/2016</b>	<b>US GOV</b>	<b>100.082</b>	<b>0.407</b>	<b>0.913</b>	<b>AAA</b>	<b>4,505,661.75</b>

## 1.00 - 2.00

Identifier	Description	Base Current Units	Effective Maturity	Final Maturity	Security Type	Market Price	Yield	Duration	Rating	Base Market Value + Accrued
912828F47	US TREASURY N/B	1,500,000.00	09/30/2016	09/30/2016	US GOV	100.055	0.449	1.076	AAA	1,503,980.74
912828F88	US TREASURY N/B	1,500,000.00	10/31/2016	10/31/2016	US GOV	99.862	0.494	1.16	AAA	1,499,825.38
912828G46	US TREASURY N/B	1,500,000.00	11/30/2016	11/30/2016	US GOV	99.965	0.528	1.242	AAA	1,501,380.74
912828H29	US TREASURY N/B	1,500,000.00	12/31/2016	12/31/2016	US GOV	100.095	0.553	1.323	AAA	1,503,029.96
912828H78	US TREASURY N/B	1,500,000.00	01/31/2017	01/31/2017	US GOV	99.884	0.582	1.408	AAA	1,498,912.17
912828J92	US TREASURY N/B	1,500,000.00	03/31/2017	03/31/2017	US GOV	99.803	0.625	1.57	AAA	1,500,200.74
912828SJ0	US TREASURY N/B	1,500,000.00	02/28/2017	02/28/2017	US GOV	100.387	0.615	1.489	AAA	1,505,841.06
912828SS0	US TREASURY N/B	1,500,000.00	04/30/2017	04/30/2017	US GOV	100.332	0.674	1.647	AAA	1,509,402.55
912828SY7	US TREASURY N/B	1,500,000.00	05/31/2017	05/31/2017	US GOV	99.889	0.689	1.733	AAA	1,500,717.17
---	<b>US TREASURY N/B</b>	<b>13,500,000.00</b>	<b>01/30/2017</b>	<b>01/30/2017</b>	<b>US GOV</b>	<b>100.031</b>	<b>0.579</b>	<b>1.405</b>	<b>AAA</b>	<b>13,523,290.51</b>

## Summary

Identifier	Description	Base Current Units	Effective Maturity	Final Maturity	Security Type	Market Price	Yield	Duration	Rating	Base Market Value + Accrued
---	---	<b>29,926,526.31</b>	<b>08/13/2016</b>	<b>08/13/2016</b>	---	<b>95.323</b>	<b>0.413</b>	<b>0.946</b>	<b>AAA</b>	<b>29,966,054.34</b>

\* Grouped By: Duration. \* Groups Sorted By: Duration. \* Weighted By: Base Market Value + Accrued.

# Bernco Credit Quality

Base Currency: USD As of 08/31/2015

# Bernalillo County Bond Proceed (52469)

Dated: 09/04/2015

[Return to Table of Contents](#)

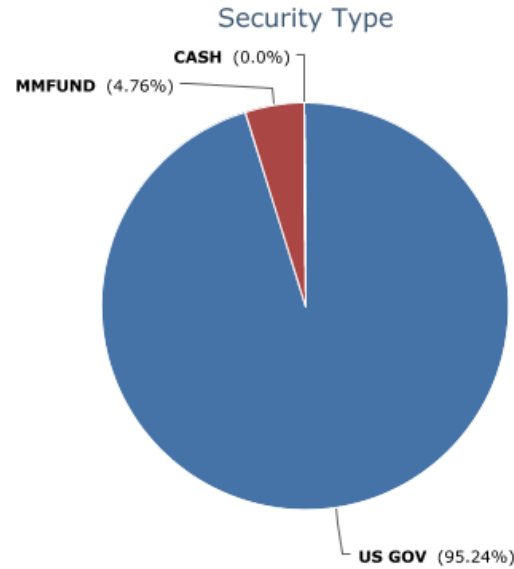


Chart calculated by: Base Market Value + Accrued

## US GOV

Identifier	Description	LT Rating	Base Current Units	Final Maturity	Security Type	Market Sector	Base Market Value + Accrued	% of Base Market Value + Accrued
912828H78	US TREASURY N/B	AAA	1,500,000.00	01/31/2017	US GOV	Government	1,498,912.17	5.002%
912828B82	US TREASURY N/B	AAA	1,500,000.00	02/29/2016	US GOV	Government	1,499,680.30	5.005%
912828F88	US TREASURY N/B	AAA	1,500,000.00	10/31/2016	US GOV	Government	1,499,825.38	5.005%
912828J92	US TREASURY N/B	AAA	1,500,000.00	03/31/2017	US GOV	Government	1,500,200.74	5.006%
912828SY7	US TREASURY N/B	AAA	1,500,000.00	05/31/2017	US GOV	Government	1,500,717.17	5.008%
912828D64	US TREASURY N/B	AAA	1,500,000.00	08/31/2016	US GOV	Government	1,500,785.60	5.008%
912828A67	US TREASURY N/B	AAA	1,500,000.00	12/31/2015	US GOV	Government	1,501,106.98	5.009%
912828G46	US TREASURY N/B	AAA	1,500,000.00	11/30/2016	US GOV	Government	1,501,380.74	5.01%
912828B41	US TREASURY N/B	AAA	1,500,000.00	01/31/2016	US GOV	Government	1,501,404.13	5.01%
912828A26	US TREASURY N/B	AAA	1,500,000.00	11/30/2015	US GOV	Government	1,501,417.87	5.01%
912828WM8	US TREASURY N/B	AAA	1,500,000.00	05/31/2016	US GOV	Government	1,501,714.30	5.011%
912828WX4	US TREASURY N/B	AAA	1,500,000.00	07/31/2016	US GOV	Government	1,502,017.17	5.012%
912828C81	US TREASURY N/B	AAA	1,500,000.00	04/30/2016	US GOV	Government	1,502,300.38	5.013%
912828WQ9	US TREASURY N/B	AAA	1,500,000.00	06/30/2016	US GOV	Government	1,502,858.97	5.015%
912828C40	US TREASURY N/B	AAA	1,500,000.00	03/31/2016	US GOV	Government	1,502,951.80	5.016%
912828H29	US TREASURY N/B	AAA	1,500,000.00	12/31/2016	US GOV	Government	1,503,029.96	5.016%
912828F47	US TREASURY N/B	AAA	1,500,000.00	09/30/2016	US GOV	Government	1,503,980.74	5.019%
912828SJ0	US TREASURY N/B	AAA	1,500,000.00	02/28/2017	US GOV	Government	1,505,841.06	5.025%
912828SS0	US TREASURY N/B	AAA	1,500,000.00	04/30/2017	US GOV	Government	1,509,402.55	5.037%
---	<b>US TREASURY N/B</b>	<b>AAA</b>	<b>28,500,000.00</b>	<b>08/30/2016</b>	<b>US GOV</b>	<b>Government</b>	<b>28,539,528.03</b>	<b>95.24%</b>

# Bernco Credit Quality

# Bernalillo County Bond Proceed (52469)

Base Currency: USD As of 08/31/2015

[Return to Table of Contents](#)

Dated: 09/04/2015

## MMFUND

Identifier	Description	LT Rating	Base Current Units	Final Maturity	Security Type	Market Sector	Base Market Value + Accrued	% of Base Market Value + Accrued
94975P405	WFA GOVT MONEY MARKET-I	AAA	1,426,514.30	08/31/2015	MMFUND	Cash	1,426,514.30	4.76%
<b>94975P405</b>	<b>WFA GOVT MONEY MARKET-I</b>	<b>AAA</b>	<b>1,426,514.30</b>	<b>08/31/2015</b>	<b>MMFUND</b>	<b>Cash</b>	<b>1,426,514.30</b>	<b>4.76%</b>

## CASH

Identifier	Description	LT Rating	Base Current Units	Final Maturity	Security Type	Market Sector	Base Market Value + Accrued	% of Base Market Value + Accrued
CCYUSD	Receivable	AAA	12.01	08/31/2015	CASH	Cash	12.01	0.00%
<b>CCYUSD</b>	<b>Receivable</b>	<b>AAA</b>	<b>12.01</b>	<b>08/31/2015</b>	<b>CASH</b>	<b>Cash</b>	<b>12.01</b>	<b>0.00%</b>

## Summary

Identifier	Description	LT Rating	Base Current Units	Final Maturity	Security Type	Market Sector	Base Market Value + Accrued	% of Base Market Value + Accrued
---	---	<b>AAA</b>	<b>29,926,526.31</b>	<b>08/13/2016</b>	---	---	<b>29,966,054.34</b>	<b>100.00%</b>

\* Grouped By: Security Type. \* Groups Sorted By: Base Market Value + Accrued. \* Weighted By: Base Market Value + Accrued.

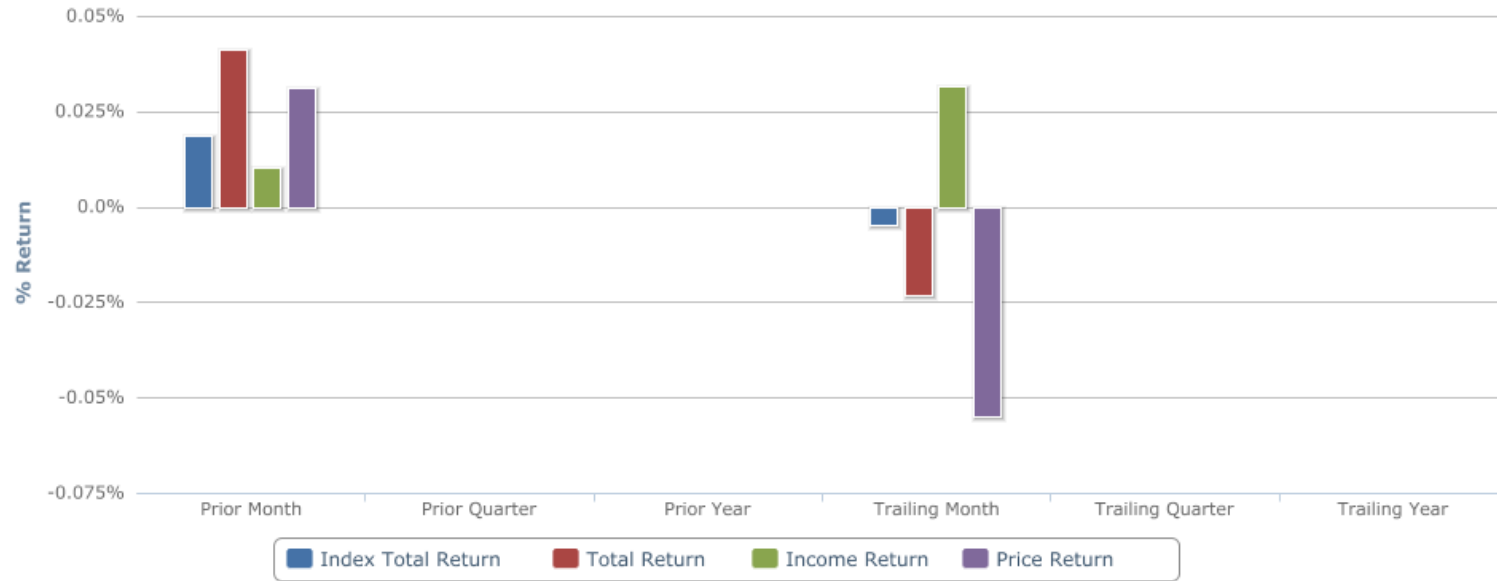
# Bernco Performance Summary

Bernalillo County Bond Proceed (52469)

Base Currency: USD As of 08/31/2015

[Return to Table of Contents](#)

Dated: 09/04/2015



Period	Period Begin	Period End	Total Return	Income Return	Price Return
Prior Month	07/01/2015	07/31/2015	0.042%	0.01%	0.031%
Prior Quarter	07/01/2015	09/03/2015	---	---	---
Prior Year	07/01/2015	09/03/2015	---	---	---
Trailing Month	08/01/2015	08/31/2015	-0.023%	0.032%	-0.055%
Trailing Quarter	07/01/2015	08/31/2015	---	---	---
Trailing Year	07/01/2015	08/31/2015	---	---	---

Account	Index	Index Start Date	Index End Date
Bernalillo County Bond Proceed	BofA ML 1-Yr TBill	11/30/2007	---

All Fees (includes administrative, management, and trading).

Returns are actual and have not been annualized.

No Tax Adjustment.

Note that data will not exist prior to the performance inception date of: 07/01/2015.

Reported Index Return is always Total Return.



# Base Shock Analysis

## Bernalillo County Bond Proceed (52469)

Base Currency: USD As of 08/31/2015

[Return to Table of Contents](#)

Dated: 09/04/2015

Identifier, Description	Security Type	Base Market Value	Book Yield	Yield	Duration, Convexity	-300 Basis Point Shock, -200 Basis Point Shock, -100 Basis Point Shock	100 Basis Point Shock, 200 Basis Point Shock, 300 Basis Point Shock
912828A26 US TREASURY N/B	US GOV	1,500,465.00	0.096	0.125	0.249 0.001	1,500,931.94 1,500,931.94 1,500,931.94	1,496,735.59 1,493,006.36 1,489,277.32
912828A67 US TREASURY N/B	US GOV	1,500,465.00	0.125	0.156	0.331 0.002	1,501,242.48 1,501,242.48 1,501,242.48	1,495,493.37 1,490,522.08 1,485,551.11
912828B41 US TREASURY N/B	US GOV	1,500,915.00	0.15	0.228	0.415 0.003	1,502,336.87 1,502,336.87 1,502,336.87	1,494,680.95 1,488,447.42 1,482,214.41
912828B82 US TREASURY N/B	US GOV	1,499,670.00	0.185	0.294	0.499 0.005	1,501,871.79 1,501,871.79 1,501,871.79	1,492,183.03 1,484,696.81 1,477,211.34
912828C40 US TREASURY N/B	US GOV	1,500,585.00	0.21	0.308	0.58 0.006	1,503,264.94 1,503,264.94 1,503,264.94	1,491,879.99 1,483,175.93 1,474,472.80
912828C81 US TREASURY N/B	US GOV	1,500,405.00	0.233	0.334	0.664 0.008	1,503,734.30 1,503,734.30 1,503,734.30	1,490,447.15 1,480,490.47 1,470,534.94
912828D64 US TREASURY N/B	US GOV	1,500,765.00	0.411	0.449	0.997 0.015	1,507,477.62 1,507,477.62 1,507,477.62	1,485,810.74 1,470,858.71 1,455,908.93
912828F47 US TREASURY N/B	US GOV	1,500,825.00	0.441	0.449	1.076 0.017	1,508,074.06 1,508,074.06 1,508,074.06	1,484,680.15 1,468,537.86 1,452,398.10
912828F88 US TREASURY N/B	US GOV	1,497,930.00	0.486	0.494	1.16 0.019	1,506,511.63 1,506,511.63 1,506,511.63	1,480,554.13 1,463,181.15 1,445,811.06
912828G46 US TREASURY N/B	US GOV	1,499,475.00	0.517	0.528	1.242 0.022	1,509,307.36 1,509,307.36 1,509,307.36	1,480,858.89 1,462,246.02 1,443,636.39
912828H29 US TREASURY N/B	US GOV	1,501,425.00	0.548	0.553	1.323 0.024	1,512,416.24 1,512,416.24 1,512,416.24	1,481,560.01 1,461,698.65 1,441,840.91
912828H78 US TREASURY N/B	US GOV	1,498,260.00	0.572	0.582	1.408 0.027	1,510,545.09 1,510,545.09 1,510,545.09	1,477,167.69 1,456,079.41 1,434,995.16
912828J92 US TREASURY N/B	US GOV	1,497,045.00	0.621	0.625	1.57 0.033	1,511,738.97 1,511,738.97 1,511,738.97	1,473,550.11 1,450,060.10 1,426,574.96
912828SJ0 US TREASURY N/B	US GOV	1,505,805.00	0.601	0.615	1.489 0.03	1,519,603.38 1,519,603.38 1,519,603.38	1,483,387.18 1,460,973.82 1,438,564.93
912828SS0 US TREASURY N/B	US GOV	1,504,980.00	0.655	0.674	1.647 0.035	1,521,693.16 1,521,693.16 1,521,693.16	1,480,192.51 1,455,410.36 1,430,633.55
912828SY7 US TREASURY N/B	US GOV	1,498,335.00	0.689	0.689	1.733 0.039	1,516,227.69 1,516,227.69 1,516,227.69	1,472,366.81 1,446,404.43 1,420,447.87
912828WM8 US TREASURY N/B	US GOV	1,500,285.00	0.27	0.35	0.746 0.009	1,504,198.91 1,504,198.91 1,504,198.91	1,489,087.66 1,477,891.72 1,466,697.17
912828WQ9 US TREASURY N/B	US GOV	1,501,575.00	0.32	0.373	0.829 0.011	1,506,221.06 1,506,221.06 1,506,221.06	1,489,131.84 1,476,690.34 1,464,250.49
912828WX4 US TREASURY N/B	US GOV	1,501,365.00	0.354	0.40	0.913 0.013	1,506,850.50 1,506,850.50 1,506,850.50	1,487,663.19 1,473,963.32 1,460,265.38
94975P405 WFA GOVT MONEY MARKET-I	MMFUND	1,426,514.30	0.01	0.01	0.00 0.00	1,426,514.30 1,426,514.30 1,426,514.30	1,426,514.30 1,426,514.30 1,426,514.30
CCYUSD Receivable	CASH	12.01	0.00	0.00	0.00 0.00	12.01 12.01 12.01	12.01 12.01 12.01

# Base Shock Analysis

## Bernalillo County Bond Proceed (52469)

Base Currency: USD As of 08/31/2015

[Return to Table of Contents](#)

Dated: 09/04/2015

Identifier, Description	Security Type	Base Market Value	Book Yield	Yield	Duration, Convexity	-300 Basis Point Shock, -200 Basis Point Shock, -100 Basis Point Shock	100 Basis Point Shock, 200 Basis Point Shock, 300 Basis Point Shock
---	---	29,937,101.31	0.376	0.413	0.946	30,080,774.31	29,653,957.33
---					0.016	30,080,774.31	29,370,861.28
						30,080,774.31	29,087,813.14

\* Weighted By: Base Market Value + Accrued.

\*The shock analysis includes a yield floor of 0.

# Bernco Trading Report

## Bernalillo County Bond Proceed (52469)

08/01/2015 - 08/31/2015

[Return to Table of Contents](#)

Dated: 09/04/2015

\* Does not Lock Down.

<i>Identifier</i>	<i>Description, Final Maturity</i>	<i>Transaction Type</i>	<i>Trade Date, Settle Date</i>	<i>Broker/Dealer</i>	<i>Price</i>	<i>Principal</i>	<i>Realized Gain/Loss</i>
94975P405	WFA GOVT MONEY MARKET-I 08/31/2015	Buy	---	Direct	1.00	16,111.06	0.00
<b>94975P405</b>	<b>WFA GOVT MONEY MARKET-I 08/31/2015</b>	<b>Buy</b>	<b>---</b>	<b>Direct</b>	<b>1.00</b>	<b>16,111.06</b>	<b>0.00</b>

\* Showing transactions with Trade Date within selected date range. \* MMF transactions are collapsed.

\* The Transaction Detail/Trading Activity reports provide our most up-to-date transactional details. As such, these reports are subject to change even after the other reports on the website have been locked down. While these reports can be useful tools in understanding recent activity, due to their dynamic nature we do not recommend using them for booking journal entries or reconciliation.