



Report: Executive Summary
 Account: BERNALILLO COUNTY TREASURER
 As of: 7/31/2014

	Market Value + Accruals	Book Yield
Summary of Investment Funds:		
US Treasury Securities	\$ 75,133,504.10	0.415%
US Agency Securities	\$ -	
Brokered CDs:		
254671KS8 Discover Bank	\$ 248,439.44	0.395%
33764JSE6 FirstBank Puerto Rico	\$ 249,116.31	0.542%
Cash	\$ 10,710,153.98	0.010%
Summary of Negotiated Bank Deposits:		
Wells Fargo Savings (avg monthly balance)	\$ 158,921,256.89	0.220%
Total Investable Funds	\$..... 245,262,470.72	
0.271%		

*No primary issue securities were purchased. Please see trading reports attached. Compliance:
 No compliance issues to report.
 Collateral compliance is attached separately, as it is checked by the Accounting Department of the Treasurer's Office.
 Note: Legacy term repurchase agreement information is filed with the collateral compliance report.*

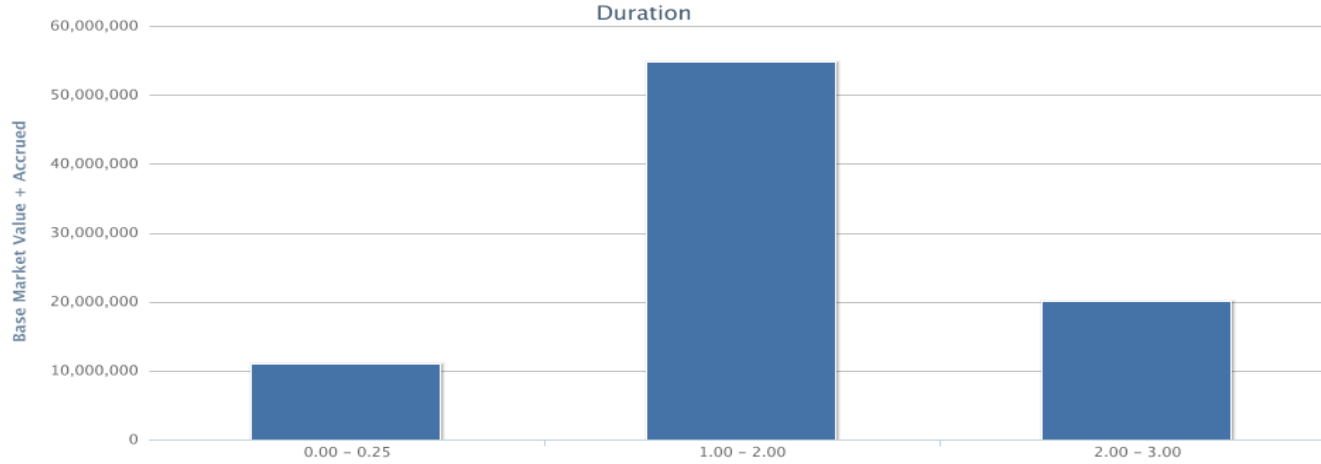


Report: Bernco Holdings Summary
 Account: BERNALILLO COUNTY TREASURER (40455)
 As of: 07/31/2014

Identifier	Description	Original Units	Current Units	Security Type	Final Maturity	Original Cost	Book Value	Book Yield	Interest/Dividend		Accrued Balance	Net Unrealized		Market Price	Market Value	Market Value +		Years to Effective Maturity
									Due			Gain/Loss	Accrued					
254671KS8	Discover Bank	248,000.00	248,000.00	CD	09/08/2014	248,000.00	248,000.00	0.395	0.00		402.24	37.20		100.015	248,037.20	248,439.44	0.107	
33764JSE6	First Federal Savings Bank of Puerto Rico	249,000.00	249,000.00	CD	08/01/2014	249,000.00	249,000.00	0.542	0.00		116.31	0.00		100.000	249,000.00	249,116.31	0.003	
912828A67	US TREASURY N/B	5,000,000.00	5,000,000.00	US GOV	12/31/2015	4,999,804.69	4,999,839.60	0.252	0.00		1,086.96	160.40		100.000	5,000,000.00	5,001,086.96	1.419	
912828B41	US TREASURY N/B	5,000,000.00	5,000,000.00	US GOV	01/31/2016	5,008,593.75	5,007,159.38	0.279	0.00		50.95	(1,109.38)		100.121	5,006,050.00	5,006,100.95	1.504	
912828B82	US TREASURY N/B	5,000,000.00	5,000,000.00	US GOV	02/29/2016	4,994,335.95	4,995,227.89	0.311	0.00		5,230.98	(1,877.89)		99.867	4,993,350.00	4,998,580.98	1.583	
912828C40	US TREASURY N/B	5,000,000.00	5,000,000.00	US GOV	03/31/2016	5,002,539.06	5,002,154.90	0.349	0.00		6,301.23	(2,354.90)		99.996	4,999,800.00	5,006,101.23	1.668	
912828C81	US TREASURY N/B	5,000,000.00	5,000,000.00	US GOV	04/30/2016	4,994,531.25	4,995,220.05	0.430	0.00		4,738.45	1,479.95		99.934	4,996,700.00	5,001,438.45	1.750	
912828R11	US TREASURY N/B	5,000,000.00	5,000,000.00	US GOV	09/30/2016	5,045,117.19	5,040,317.64	0.624	0.00		16,803.28	(2,017.64)		100.766	5,038,300.00	5,055,103.28	2.167	
912828UC2	US TREASURY N/B	5,000,000.00	5,000,000.00	US GOV	12/15/2015	4,997,460.94	4,997,865.96	0.281	0.00		1,605.19	1,934.04		99.996	4,999,800.00	5,001,405.19	1.375	
912828US7	US TREASURY N/B	5,000,000.00	5,000,000.00	US GOV	03/15/2016	5,000,195.31	5,000,169.43	0.373	0.00		7,082.20	980.57		100.023	5,001,150.00	5,008,232.20	1.624	
912828UW8	US TREASURY N/B	5,000,000.00	5,000,000.00	US GOV	04/15/2016	4,988,085.94	4,989,852.80	0.370	0.00		3,688.52	(2,952.80)		99.738	4,986,900.00	4,990,588.52	1.709	
912828VC1	US TREASURY N/B	5,000,000.00	5,000,000.00	US GOV	05/15/2016	4,984,179.69	4,986,430.62	0.402	0.00		2,649.46	(4,030.62)		99.648	4,982,400.00	4,985,049.46	1.791	
912828VG2	US TREASURY N/B	5,000,000.00	5,000,000.00	US GOV	06/15/2016	5,006,640.63	5,005,732.63	0.438	0.00		3,210.38	(4,932.63)		100.016	5,000,800.00	5,004,010.38	1.876	
912828VL1	US TREASURY N/B	5,000,000.00	5,000,000.00	US GOV	07/15/2016	5,016,992.19	5,014,742.24	0.473	0.00		1,443.61	(5,942.24)		100.176	5,008,800.00	5,010,243.61	1.958	
912828VR8	US TREASURY N/B	5,000,000.00	5,000,000.00	US GOV	08/15/2016	5,013,671.88	5,011,924.62	0.507	0.00		14,416.44	(7,224.62)		100.094	5,004,700.00	5,019,116.44	2.041	
912828VW7	US TREASURY N/B	5,000,000.00	5,000,000.00	US GOV	09/15/2016	5,039,062.50	5,034,307.05	0.549	0.00		16,525.14	(8,507.05)		100.516	5,025,800.00	5,042,325.14	2.126	
912828WA4	US TREASURY N/B	5,000,000.00	5,000,000.00	US GOV	10/15/2016	5,004,492.19	5,003,960.87	0.589	0.00		9,221.31	(9,060.87)		99.898	4,994,900.00	5,004,121.31	2.208	
94975P405	WFA GOVT MONEY MARKET-I	10,710,153.98	10,710,153.98	MMFUND	07/31/2014	10,710,153.98	10,710,153.98	0.010	86.75		0.00	0.00		1.000	10,710,153.98	10,710,153.98	0.000	
CCYUSD	Receivable	86.75	86.75	CASH	07/31/2014	86.75	86.75	0.000	0.00		0.00	0.00		1.000	86.75	86.75	0.000	
CCYUSD	Cash	0.00	0.00	CASH	07/31/2014	0.00	0.00	0.000	0.00		0.00	0.00		1.000	0.00	0.00	0.000	
---	---	86,207,240.73	86,207,240.73	---	02/19/2016	86,302,943.89	86,292,146.41	0.365	86.75		94,572.65	(45,418.48)		87.766	86,246,727.93	86,341,300.58	1.556	

* Weighted By: Market Value + Accrued
 * Holdings Displayed By: Position

Report: Bernco Duration
Account: BERNALILLO COUNTY TREASURER (40455)
As of: 07/31/2014
Base Currency: USD



0.00 - 0.25

Account	Identifier	Description	Base Current Units	Effective Maturity	Final Maturity	Security Type	Market Price	Yield	Duration	Rating	Base Book Value + Accrued	Base Net Market Unrealized Gain/Loss	Base Accrued Balance	Base Market Value + Accrued
BERNALILLO COUNTY TREASURER	254671KS8	Discover Bank	248,000.00	09/08/2014	09/08/2014	CD	100.015	0.255	0.104	NA	248,402.24	37.20	402.24	248,439.44
BERNALILLO COUNTY TREASURER	33764JSE6	First Federal Savings Bank of Puerto Rico	249,000.00	08/01/2014	08/01/2014	CD	100.000	0.550	0.003	NA	249,116.31	0.00	116.31	249,116.31
BERNALILLO COUNTY TREASURER	94975P405	WFA GOVT MONEY MARKET-I	10,710,153.98	07/31/2014	07/31/2014	MMFUND	1.000	0.010	0.000	AAA	10,710,153.98	0.00	0.00	10,710,153.98
BERNALILLO COUNTY TREASURER	CCYUSD	Receivable	86.75	07/31/2014	07/31/2014	CASH	1.000	0.000	0.000	AAA	86.75	0.00	0.00	86.75
BERNALILLO COUNTY TREASURER	CCYUSD	Cash	0.00	07/31/2014	07/31/2014	CASH	1.000	0.000	0.000	AAA	0.00	0.00	0.00	0.00
BERNALILLO COUNTY TREASURER ---	---		11,207,240.73	08/01/2014	08/01/2014	---	5.395	0.027	0.002	AAA	11,207,759.28	37.20	518.55	11,207,796.48

1.00 - 2.00

Account	Identifier	Description	Base Current Units	Effective Maturity	Final Maturity	Security Type	Market Price	Yield	Duration	Rating	Base Book Value + Accrued	Base Net Market Unrealized Gain/Loss	Base Accrued Balance	Base Market Value + Accrued
BERNALILLO COUNTY TREASURER	912828A67	US TREASURY N/B	5,000,000.00	12/31/2015	12/31/2015	US GOV	100.000	0.250	1.412	AAA	5,000,926.56	160.40	1,086.96	5,001,086.96
BERNALILLO COUNTY TREASURER	912828B41	US TREASURY N/B	5,000,000.00	01/31/2016	01/31/2016	US GOV	100.121	0.294	1.495	AAA	5,007,210.33	(1,109.38)	50.95	5,006,100.95
BERNALILLO COUNTY TREASURER	912828B82	US TREASURY N/B	5,000,000.00	02/29/2016	02/29/2016	US GOV	99.867	0.334	1.578	AAA	5,000,458.87	(1,877.89)	5,230.98	4,998,580.98
BERNALILLO COUNTY TREASURER	912828C40	US TREASURY N/B	5,000,000.00	03/31/2016	03/31/2016	US GOV	99.996	0.377	1.658	AAA	5,008,456.13	(2,354.90)	6,301.23	5,006,101.23
BERNALILLO COUNTY TREASURER	912828C81	US TREASURY N/B	5,000,000.00	04/30/2016	04/30/2016	US GOV	99.934	0.413	1.741	AAA	4,999,958.50	1,479.95	4,738.45	5,001,438.45
BERNALILLO COUNTY TREASURER	912828UC2	US TREASURY N/B	5,000,000.00	12/15/2015	12/15/2015	US GOV	99.996	0.253	1.371	AAA	4,999,471.15	1,934.04	1,605.19	5,001,405.19
BERNALILLO COUNTY TREASURER	912828U57	US TREASURY N/B	5,000,000.00	03/15/2016	03/15/2016	US GOV	100.023	0.361	1.616	AAA	5,007,251.63	980.57	7,082.20	5,008,232.20
BERNALILLO COUNTY TREASURER	912828UW8	US TREASURY N/B	5,000,000.00	04/15/2016	04/15/2016	US GOV	99.738	0.404	1.700	AAA	4,993,541.33	(2,952.80)	3,688.52	4,990,588.52
BERNALILLO COUNTY TREASURER	912828VC1	US TREASURY N/B	5,000,000.00	05/15/2016	05/15/2016	US GOV	99.648	0.448	1.783	AAA	4,989,080.08	(4,030.62)	2,649.46	4,985,049.46
BERNALILLO COUNTY TREASURER	912828VG2	US TREASURY N/B	5,000,000.00	06/15/2016	06/15/2016	US GOV	100.016	0.491	1.862	AAA	5,008,943.01	(4,932.63)	3,210.38	5,004,010.38
BERNALILLO COUNTY TREASURER	912828VL1	US TREASURY N/B	5,000,000.00	07/15/2016	07/15/2016	US GOV	100.176	0.534	1.942	AAA	5,016,185.86	(5,942.24)	1,443.61	5,010,243.61
BERNALILLO COUNTY TREASURER ---	US TREASURY N/B		55,000,000.00	03/28/2016	03/28/2016	US GOV	99.956	0.378	1.651	AAA	55,031,483.44	(18,645.50)	37,087.94	55,012,837.94

2.00 - 3.00

Account	Identifier	Description	Base Current Units	Effective Maturity	Final Maturity	Security Type	Market Price	Yield	Duration	Rating	Base Book Value + Accrued	Base Net Market Unrealized Gain/Loss	Base Accrued Balance	Base Market Value + Accrued
BERNALILLO COUNTY TREASURER	912828RJ1	US TREASURY N/B	5,000,000.00	09/30/2016	09/30/2016	US GOV	100.766	0.643	2.135	AAA	5,057,120.92	(2,017.64)	16,803.28	5,055,103.28
BERNALILLO COUNTY TREASURER	912828VR8	US TREASURY N/B	5,000,000.00	08/15/2016	08/15/2016	US GOV	100.094	0.579	2.020	AAA	5,026,341.06	(7,224.62)	14,416.44	5,019,116.44
BERNALILLO COUNTY TREASURER	912828VW7	US TREASURY N/B	5,000,000.00	09/15/2016	09/15/2016	US GOV	100.516	0.630	2.097	AAA	5,050,832.18	(8,507.05)	16,525.14	5,042,325.14
BERNALILLO COUNTY TREASURER	912828WA4	US TREASURY N/B	5,000,000.00	10/15/2016	10/15/2016	US GOV	99.898	0.672	2.185	AAA	5,013,182.18	(9,060.87)	9,221.31	5,004,121.31
BERNALILLO COUNTY TREASURER ---		US TREASURY N/B	20,000,000.00	09/18/2016	09/18/2016	US GOV	100.320	0.631	2.109	AAA	20,147,476.34	(26,810.18)	56,966.16	20,120,666.16

Summary

Account	Identifier	Description	Base Current Units	Effective Maturity	Final Maturity	Security Type	Market Price	Yield	Duration	Rating	Base Book Value + Accrued	Base Net Market Unrealized Gain/Loss	Base Accrued Balance	Base Market Value + Accrued
BERNALILLO COUNTY TREASURER ---	---		86,207,240.73	02/19/2016	02/19/2016	---	87.766	0.392	1.544	AAA	86,386,719.06	(45,418.48)	94,572.65	86,341,300.58

- * Grouped By: Duration
- * Groups Sorted By: Duration
- * Weighted By: Base Market Value + Accrued



Report: Bernco Credit Quality
Account: BERNALILLO COUNTY TREASURER (40455)
As of: 07/31/2014
Base Currency: USD

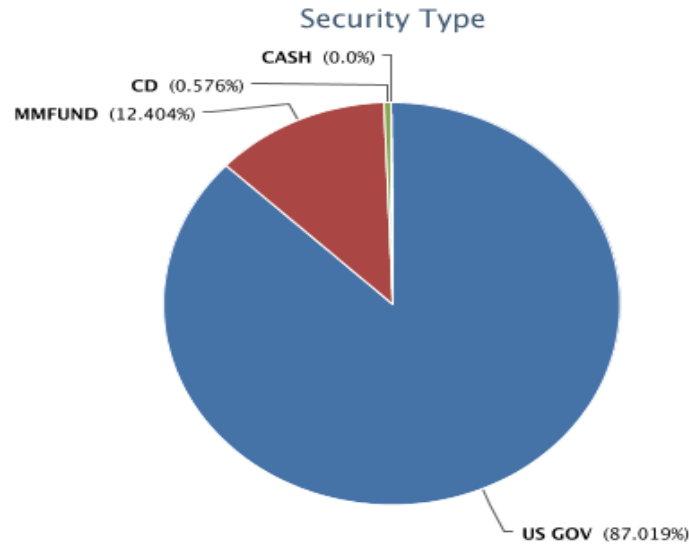


Chart calculated by: Base Market Value + Accrued

US GOV

Identifier	Description	LT Rating	Base Current Units	Effective Maturity	Final Maturity	Security Type	% of Base	
							Market Value + Accrued	Base Market Value + Accrued
912828VC1	US TREASURY N/B	AAA	5,000,000.00	05/15/2016	05/15/2016	US GOV	5.774%	4,985,049.46
912828UW8	US TREASURY N/B	AAA	5,000,000.00	04/15/2016	04/15/2016	US GOV	5.780%	4,990,588.52
912828B82	US TREASURY N/B	AAA	5,000,000.00	02/29/2016	02/29/2016	US GOV	5.789%	4,998,580.98
912828A67	US TREASURY N/B	AAA	5,000,000.00	12/31/2015	12/31/2015	US GOV	5.792%	5,001,086.96
912828UC2	US TREASURY N/B	AAA	5,000,000.00	12/15/2015	12/15/2015	US GOV	5.793%	5,001,405.19
912828C81	US TREASURY N/B	AAA	5,000,000.00	04/30/2016	04/30/2016	US GOV	5.793%	5,001,438.45
912828VG2	US TREASURY N/B	AAA	5,000,000.00	06/15/2016	06/15/2016	US GOV	5.796%	5,004,010.38
912828WA4	US TREASURY N/B	AAA	5,000,000.00	10/15/2016	10/15/2016	US GOV	5.796%	5,004,121.31
912828B41	US TREASURY N/B	AAA	5,000,000.00	01/31/2016	01/31/2016	US GOV	5.798%	5,006,100.95
912828C40	US TREASURY N/B	AAA	5,000,000.00	03/31/2016	03/31/2016	US GOV	5.798%	5,006,101.23
912828US7	US TREASURY N/B	AAA	5,000,000.00	03/15/2016	03/15/2016	US GOV	5.801%	5,008,232.20

912828VL1	US TREASURY N/B	AAA	5,000,000.00	07/15/2016	07/15/2016	US GOV	5.803%	5,010,243.61
912828VR8	US TREASURY N/B	AAA	5,000,000.00	08/15/2016	08/15/2016	US GOV	5.813%	5,019,116.44
912828VW7	US TREASURY N/B	AAA	5,000,000.00	09/15/2016	09/15/2016	US GOV	5.840%	5,042,325.14
912828RJ1	US TREASURY N/B	AAA	5,000,000.00	09/30/2016	09/30/2016	US GOV	5.855%	5,055,103.28
---	US TREASURY N/B	AAA	75,000,000.00	05/14/2016	05/14/2016	US GOV	87.019%	75,133,504.10

MMFUND

Identifier	Description	LT Rating	Base Current Units	Effective Maturity	Final Maturity	Security Type	% of Base Market Value + Accrued	Base Market Value + Accrued
94975P405	WFA GOVT MONEY MARKET-I	AAA	10,710,153.98	07/31/2014	07/31/2014	MMFUND	12.404%	10,710,153.98
94975P405	WFA GOVT MONEY MARKET-I	AAA	10,710,153.98	07/31/2014	07/31/2014	MMFUND	12.404%	10,710,153.98

CD

Identifier	Description	LT Rating	Base Current Units	Effective Maturity	Final Maturity	Security Type	% of Base Market Value + Accrued	Base Market Value + Accrued
254671KS8	Discover Bank	NA	248,000.00	09/08/2014	09/08/2014	CD	0.288%	248,439.44
33764JSE6	First Federal Savings Bank of Puerto Rico	NA	249,000.00	08/01/2014	08/01/2014	CD	0.289%	249,116.31
---	---	NA	497,000.00	08/20/2014	08/20/2014	CD	0.576%	497,555.75

CASH

Identifier	Description	LT Rating	Base Current Units	Effective Maturity	Final Maturity	Security Type	% of Base Market Value + Accrued	Base Market Value + Accrued
CCYUSD	Cash	AAA	0.00	07/31/2014	07/31/2014	CASH	0.000%	0.00
CCYUSD	Receivable	AAA	86.75	07/31/2014	07/31/2014	CASH	0.000%	86.75
CCYUSD	---	AAA	86.75	07/31/2014	07/31/2014	CASH	0.000%	86.75

Summary

Identifier	Description	LT Rating	Base Current Units	Effective Maturity	Final Maturity	Security Type	% of Base Market Value + Accrued	Base Market Value + Accrued
---	---	A+	86,207,240.73	02/19/2016	02/19/2016	---	100.000%	86,341,300.58

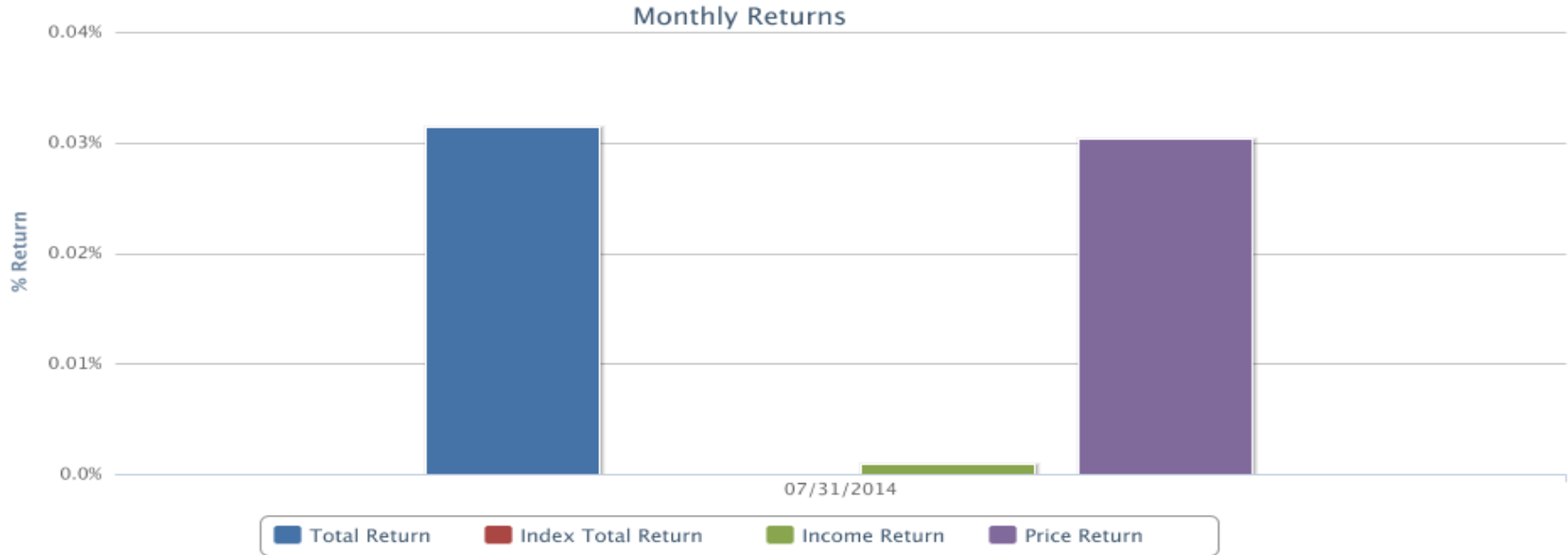
* Grouped By: Security Type

* Groups Sorted By: Base Market Value + Accrued

* Weighted By: Base Market Value + Accrued



Report: Bernco Total Return
Account: BERNALILLO COUNTY TREASURER (40455)
Date: 07/31/2014 - 07/31/2014
Base Currency: USD



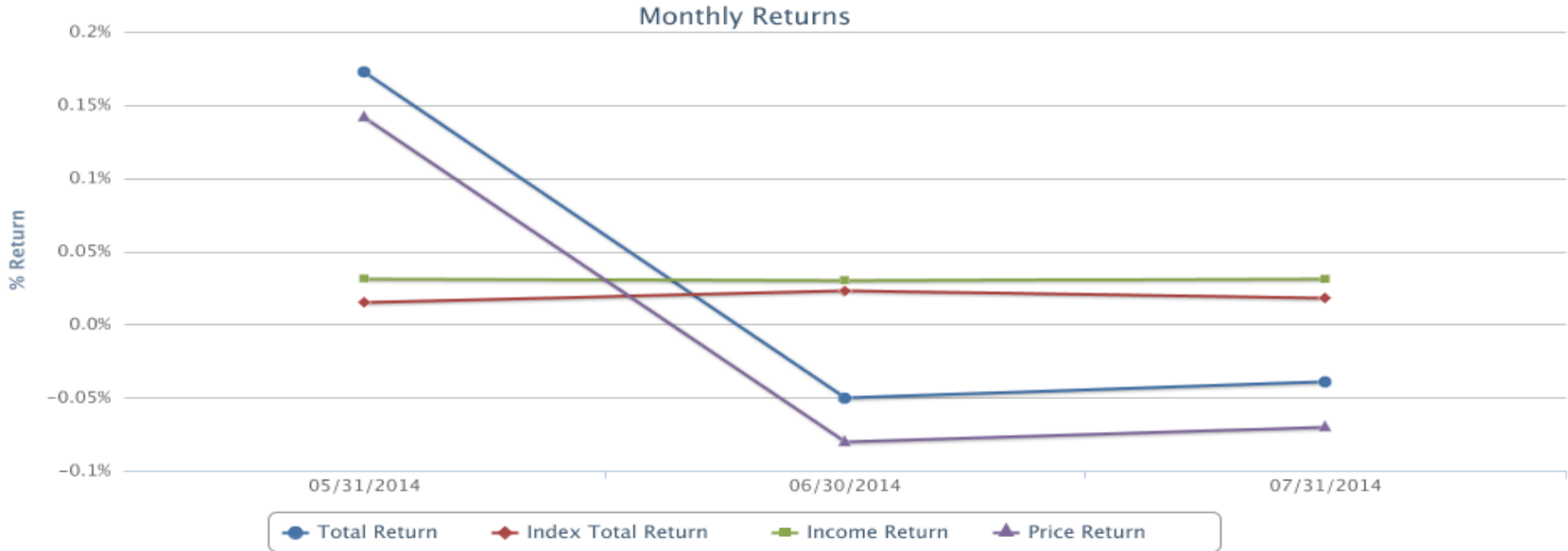
Period Begin	Period End	Total Return	Index Total Return	Income Return	Price Return
07/31/2014	07/31/2014	0.031%	0.000%	0.001%	0.030%
07/31/2014	07/31/2014	---	0.000%	---	---

Account	Index	Index Start Date	Index End Date
BERNALILLO COUNTY TREASURER	BofA ML 1-Yr TBill	---	---

All Fees (includes administrative, management, and trading)
 Returns are actual and have not been annualized.
 Note that data will not exist prior to the performance inception date of: 02/14/2014
 No Tax Adjustment.



Report: Bernco Total Return
Account: BERNALILLO COUNTY TREASURER (40455)
Date: 05/01/2014 - 07/31/2014
Base Currency: USD



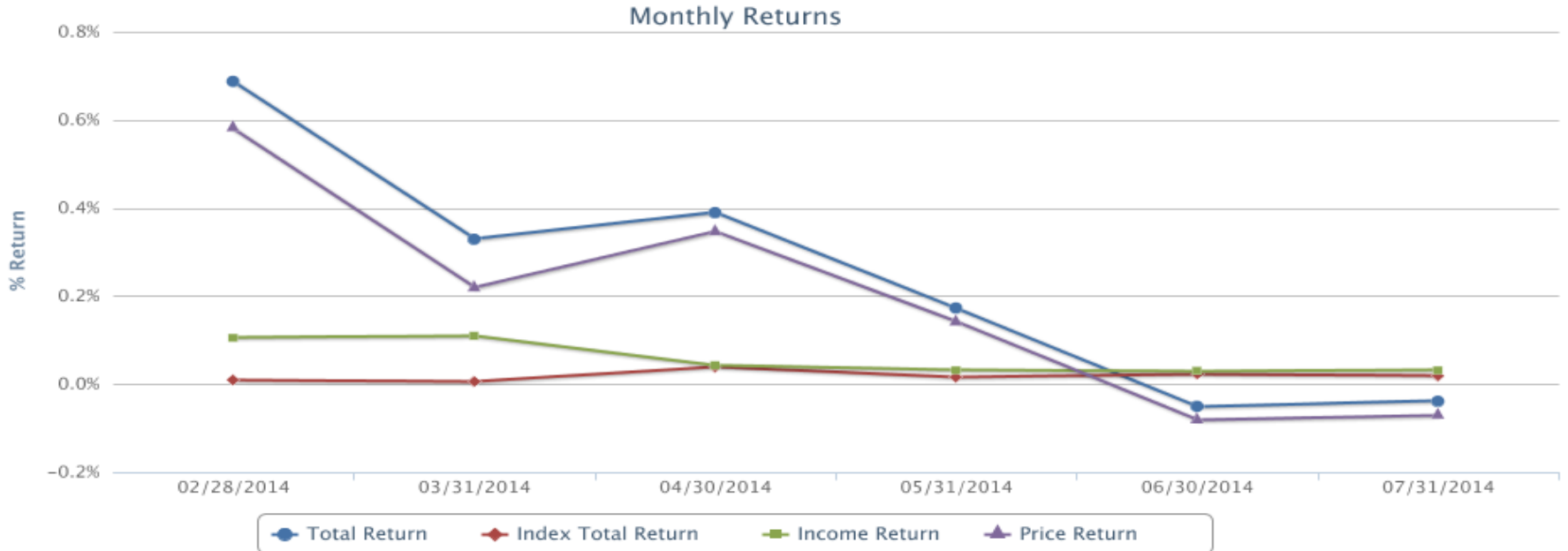
Period Begin	Period End	Total Return	Index Total Return	Income Return	Price Return
05/01/2014	05/31/2014	0.173%	0.015%	0.031%	0.141%
06/01/2014	06/30/2014	-0.051%	0.023%	0.030%	-0.081%
07/01/2014	07/31/2014	-0.039%	0.018%	0.031%	-0.071%
---	---	---	---	---	---

Account	Index	Index Start Date	Index End Date
BERNALILLO COUNTY TREASURER	BofA ML 1-Yr TBill	---	---

All Fees (includes administrative, management, and trading)
 Returns are actual and have not been annualized.
 Note that data will not exist prior to the performance inception date of: 02/14/2014
 No Tax Adjustment.



Report: Bernco Total Return
Account: BERNALILLO COUNTY TREASURER (40455)
Date: 02/14/2014 - 07/31/2014
Base Currency: USD



Period Begin	Period End	Total Return	Index Total Return	Income Return	Price Return
02/14/2014	02/28/2014	0.687%	0.009%	0.105%	0.582%
03/01/2014	03/31/2014	0.329%	0.006%	0.109%	0.219%
04/01/2014	04/30/2014	0.389%	0.038%	0.043%	0.346%
05/01/2014	05/31/2014	0.173%	0.015%	0.031%	0.141%
06/01/2014	06/30/2014	-0.051%	0.023%	0.030%	-0.081%
07/01/2014	07/31/2014	-0.039%	0.018%	0.031%	-0.071%

Account	Index	Index Start Date	Index End Date
BERNALILLO COUNTY TREASURER	BofA ML 1-Yr TBill	---	---

All Fees (includes administrative, management, and trading)
 Returns are actual and have not been annualized.
 Note that data will not exist prior to the performance inception date of: 02/14/2014
 No Tax Adjustment.

BERNALILLO COUNTY ESTIMATED CASH FLOW FORECAST
Cash Projection - to FY 2015 Budget

	Opening Balance	Estimates	Estimates	Estimates	Estimates	Estimates	Estimates	Estimates	Estimates	Estimates	Estimates	Estimates	Estimates
Treasury General (101100)	\$ 728,172	\$ -	\$ -	\$ -	\$ -	\$ -	\$ -	\$ -	\$ -	\$ -	\$ -	\$ -	\$ -
T Gen Overnight Invest (101108)	13,632,083	-	-	-	-	-	-	-	-	-	-	-	-
Savings (101150)	162,473,845	-	-	-	-	-	-	-	-	-	-	-	-
Money Market (101800)	10,187,667	-	-	-	-	-	-	-	-	-	-	-	-
NM LGIP	3	-	-	-	-	-	-	-	-	-	-	-	-
	\$ 187,021,769	\$ 167,143,381	\$ 146,606,440	\$ 133,275,949	\$ 119,141,448	\$ 230,592,892	\$ 333,565,715	\$ 153,532,931	\$ 145,707,886	\$ 132,452,323	\$ 179,484,589	\$ 269,665,400	
Revenues	July	August	September	October	November	December	January	February	March	April	May	June	Total
Property Tax (411110-411535)	\$ 1,572,215	\$ 906,070	\$ 726,330	\$ 747,864	\$ 30,769,766	\$ 48,223,551	\$ 1,936,584	\$ 1,385,949	\$ 2,658,451	\$ 15,299,408	\$ 38,088,318	\$ 3,224,420	\$ 145,538,926
1% Appraisal Fee (411540)	38,784	22,996	17,015	16,877	1,202,109	1,901,969	61,173	41,082	87,662	604,227	1,516,050	90,056	5,600,000
GRT (412100-412200)	9,061,409	9,659,289	10,198,358	8,978,403	8,892,651	9,111,056	8,539,288	10,113,680	8,669,433	7,640,991	9,862,504	8,880,102	109,607,164
Motor Vehicle (413100-413200)	322,827	217,700	334,178	431,890	286,278	294,002	275,920	193,428	280,943	355,871	444,335	339,069	3,776,441
Gasoline Tax (415100-415200)	156,004	147,545	174,376	145,567	139,319	146,087	131,303	126,757	143,830	137,820	139,897	141,024	1,729,528
Departmental Revenues (see below)	7,735,232	6,021,073	8,276,599	6,961,866	5,654,014	9,793,803	7,044,183	8,780,181	8,093,608	4,315,076	7,901,013	8,034,177	88,610,824
	145,878	202,824	176,325	207,974	119,742	65,850	141,960	144,173	157,394	198,349	142,939	93,502	1,796,912
Bond Proceeds (471101-471201)	-	-	-	-	-	-	-	15,000,000	-	-	-	-	15,000,000
TRAN (471000)	-	-	-	-	-	-	-	-	-	-	-	-	-
Appropriated Cash													88,825,293
Transfers In													39,640,393
Housing budget													3,950,878
Sub-Total	19,032,348	17,177,497	19,903,181	17,490,443	47,063,878	69,536,318	18,130,413	35,785,250	20,091,320	28,551,742	58,095,055	20,802,350	504,076,359
Regional Transit (241101)	1,544,905.18	1,798,084.12	1,563,672.31	1,625,152.45	1,491,247.26	1,532,185.19	1,497,220.13	1,708,705.13	1,442,139.22	1,308,316.29	1,649,125.62	1,481,415.76	
Property Tax Distribution (agency fund 201030)	3,397,640.78	1,526,586.17	1,469,610.44	1,716,009.22	97,248,994.24	169,857,522.39	4,565,825.85	3,398,050.70	7,270,018.77	61,643,269.28	126,320,992.78	7,488,381.30	
Total Revenue	\$ 23,974,894	\$ 20,502,168	\$ 22,936,464	\$ 20,831,604	\$ 145,804,120	\$ 240,926,026	\$ 24,193,459	\$ 40,892,006	\$ 28,803,478	\$ 91,503,328	\$ 186,065,173	\$ 29,772,147	\$ 504,076,359

Expenditures													Total
Payroll Related 101405 (ZT) 51xxx (payroll related)	\$ 12,737,956	\$ 16,180,549	\$ 14,454,728	\$ 13,706,195	\$ 14,488,324	\$ 16,322,569	\$ 15,896,676	\$ 15,919,742	\$ 16,889,570	\$ 13,782,564	\$ 14,631,190	\$ 14,609,075	179,619,138
Warrant Account 101300 (5xxxx) (nonpayroll) & Travel 55xxxx	13,411,688	19,763,981	18,797,875	12,359,046	16,567,831	20,604,985	16,764,237	21,343,807	20,074,863	14,475,331	17,723,247	16,411,841	208,298,734
Bond Principal & Intererst (561101,562201,563101)	7,489,962	-	-	5,569,449	-	2,116,079	-	4,707,768	-	7,442,524	119,137	3,337,242	30,782,160
TRAN													-
Tax Refund (101102 - EB) (3 year average)	285,186	147,854	172,093	236,652	89,264	128,390	210,586	471,203	254,417	192,308	118,393	394,317	2,700,664
To fund balance	-	-	-	-	-	-	-	-	-	-	-	-	56,428,545
Carryover 598xxx	-	-	-	-	-	-	-	-	-	-	-	-	22,339
Transfer Out	-	-	-	-	-	-	-	-	-	-	-	-	14,228,757
Housing Expenditures (531360-531371), 531623	-	-	-	-	-	-	-	-	-	-	-	-	11,996,022
Sub-Total	33,924,792	36,092,385	33,424,696	31,871,343	31,145,419	39,172,023	32,871,500	42,442,520	37,218,851	35,892,727	32,591,967	34,752,475	504,076,358
Regional Transit (241101)	1,544,905.18	1,798,084.12	1,563,672.31	1,625,152.45	1,491,247.26	1,532,185.19	1,497,220.13	1,708,705.13	1,442,139.22	1,308,316.29	1,649,125.62	1,481,415.76	
Property Tax Distribution (agency fund 201030)	8,879,585.64	3,397,640.78	1,526,586.17	1,469,610.44	1,716,009.22	97,248,994.24	169,857,522.39	4,565,825.85	3,398,050.70	7,270,018.77	61,643,269.28	126,320,992.78	
Total Expenditures	\$ 44,349,282	\$ 41,288,109	\$ 36,514,954	\$ 34,966,106	\$ 34,352,676	\$ 137,953,202	\$ 204,226,242	\$ 48,717,051	\$ 42,059,041	\$ 44,471,062	\$ 95,884,361	\$ 162,554,883	\$ 504,076,358

Investment Activity												
Investments maturing	496,000	249,000	248,000									
Investments Called	-	-	-	-	-	-	-	-	-	-	-	-
Investments Sold	-	-	-	-	-	-	-	-	-	-	-	-
Investments (purchased)	-	-	-	-	-	-	-	-	-	-	-	-
Net Investment Activity	\$ 496,000	\$ 249,000	\$ 248,000	\$ -	\$ -	\$ -	\$ -	\$ -	\$ -	\$ -	\$ -	\$ -
Monthly Cash Need	(19,878,388)	(20,536,942)	(13,330,491)	(14,134,501)	111,451,444	102,972,824	(180,032,784)	(7,825,045)	(13,255,563)	47,032,265	90,180,812	(132,782,736)
Estimated Ending Cash Balance	\$ 167,143,381	\$ 146,606,440	\$ 133,275,949	\$ 119,141,448	\$ 230,592,892	\$ 333,565,715	\$ 153,532,931	\$ 145,707,886	\$ 132,452,323	\$ 179,484,589	\$ 269,665,400	\$ 136,882,665
Liquidity NEEDS												
2015 Budget	504,076,359	504,076,359	504,076,359	504,076,359	504,076,359	504,076,359	504,076,359	504,076,359	504,076,359	504,076,359	504,076,359	504,076,359
15% of Budget	15%	15%	15%	15%	15%	15%	15%	15%	15%	15%	15%	15%
Monthly Minimum Liquidity Requirements (<30 day maturity)	75,611,454	75,611,454	75,611,454	75,611,454	75,611,454	75,611,454	75,611,454	75,611,454	75,611,454	75,611,454	75,611,454	75,611,454
Monthly Distribution (following month 20th) (immediately ava	3,397,641	1,526,586	1,469,610	1,716,009	97,248,994	169,857,522	4,565,826	3,398,051	7,270,019	61,643,269	126,320,993	7,488,381
Total Monthly Required Cash	\$ 79,009,095	\$ 77,138,040	\$ 77,081,064	\$ 77,327,463	\$ 172,860,448	\$ 245,468,976	\$ 80,177,280	\$ 79,009,505	\$ 82,881,473	\$ 137,254,723	\$ 201,932,447	\$ 83,099,835
	88,134,287	69,468,400	56,194,885	41,813,985	57,732,443	88,096,739	73,355,652	66,698,382	49,570,851	42,229,865	67,732,954	53,782,829



Report: Bernalillo Portfolio Shock
 Account: BERNALILLO COUNTY TREASURER (40455)
 As of: 07/31/2014
 Base Currenc USD

Identifier	Description	Security Type	Base Market		Yield	Duration	-300 Basis Point		-200 Basis Point		-100 Basis Point		0 Basis Point		100 Basis Point		200 Basis Point		300 Basis Point		
			Current Units	Value			Shock	% Change at -300 Basis Points	Shock	% Change at -200 Basis Points	Shock	% Change at -100 Basis Points	Shock	% Change at 0 Basis Points	Shock	% Change at 100 Basis Points	Shock	% Change at 200 Basis Points	Shock	% Change at 300 Basis Points	
254671KSS	Discover Bank	CD	248,000.00	248,037.20	100.015	0.255	0.104	248,103.15	0.027%	248,103.15	0.027%	248,103.15	0.027%	248,037.20	0.000%	247,779.04	-0.104%	247,520.89	-0.208%	247,262.74	-0.312%
33764JSE6	First Federal Savings Bank of Puerto Rico	CD	249,000.00	249,000.00	100.000	0.550	0.003	249,003.74	0.002%	249,003.74	0.002%	249,003.74	0.002%	249,000.00	0.000%	248,993.19	-0.003%	248,986.39	-0.005%	248,979.58	-0.008%
912828A67	US TREASURY N/B	US GOV	5,000,000.00	5,000,000.00	100.000	0.250	1.412	5,017,651.42	0.353%	5,017,651.42	0.353%	5,017,651.42	0.353%	5,000,000.00	0.000%	4,929,400.56	-1.412%	4,858,814.62	-2.824%	4,788,242.18	-4.235%
912828B41	US TREASURY N/B	US GOV	5,000,000.00	5,006,050.00	100.121	0.294	1.495	5,028,060.89	0.440%	5,028,060.89	0.440%	5,028,060.89	0.440%	5,006,050.00	0.000%	4,931,217.12	-1.495%	4,856,399.18	-2.989%	4,781,596.18	-4.484%
912828B82	US TREASURY N/B	US GOV	5,000,000.00	4,993,350.00	99.867	0.334	1.578	5,019,684.61	0.527%	5,019,684.61	0.527%	5,019,684.61	0.527%	4,993,350.00	0.000%	4,914,570.30	-1.578%	4,835,806.98	-3.155%	4,757,060.06	-4.732%
912828C40	US TREASURY N/B	US GOV	5,000,000.00	4,999,800.00	99.996	0.377	1.658	5,031,084.03	0.626%	5,031,084.03	0.626%	5,031,084.03	0.626%	4,999,800.00	0.000%	4,916,915.74	-1.658%	4,834,049.40	-3.315%	4,751,200.96	-4.972%
912828C81	US TREASURY N/B	US GOV	5,000,000.00	4,996,700.00	99.934	0.413	1.741	5,032,613.37	0.719%	5,032,613.37	0.719%	5,032,613.37	0.719%	4,996,700.00	0.000%	4,909,727.38	-1.741%	4,822,774.26	-3.481%	4,735,840.67	-5.221%
912828R11	US TREASURY N/B	US GOV	5,000,000.00	5,038,300.00	100.766	0.643	2.135	5,107,514.25	1.374%	5,107,514.25	1.374%	5,107,514.25	1.374%	5,038,300.00	0.000%	4,930,737.70	-2.135%	4,823,203.91	-4.269%	4,715,698.64	-6.403%
912828UC2	US TREASURY N/B	US GOV	5,000,000.00	4,999,800.00	99.996	0.253	1.371	5,017,132.82	0.347%	5,017,132.82	0.347%	5,017,132.82	0.347%	4,999,800.00	0.000%	4,931,273.57	-1.371%	4,862,759.96	-2.741%	4,794,259.18	-4.111%
912828US7	US TREASURY N/B	US GOV	5,000,000.00	5,001,150.00	100.023	0.361	1.616	5,030,316.84	0.583%	5,030,316.84	0.583%	5,030,316.84	0.583%	5,001,150.00	0.000%	4,920,316.10	-1.616%	4,839,499.33	-3.232%	4,758,699.70	-4.848%
912828UW8	US TREASURY N/B	US GOV	5,000,000.00	4,986,900.00	99.738	0.404	1.700	5,021,168.92	0.687%	5,021,168.92	0.687%	5,021,168.92	0.687%	4,986,900.00	0.000%	4,902,108.81	-1.700%	4,817,336.30	-3.400%	4,732,582.46	-5.100%
912828VC1	US TREASURY N/B	US GOV	5,000,000.00	4,982,400.00	99.648	0.448	1.783	5,022,161.48	0.798%	5,022,161.48	0.798%	5,022,161.48	0.798%	4,982,400.00	0.000%	4,893,572.95	-1.783%	4,804,766.20	-3.565%	4,715,979.73	-5.347%
912828VG2	US TREASURY N/B	US GOV	5,000,000.00	5,000,800.00	100.016	0.491	1.862	5,046,564.43	0.915%	5,046,564.43	0.915%	5,046,564.43	0.915%	5,000,800.00	0.000%	4,907,682.45	-1.862%	4,814,586.93	-3.724%	4,721,513.45	-5.585%
912828VL1	US TREASURY N/B	US GOV	5,000,000.00	5,008,800.00	100.176	0.534	1.942	5,060,788.90	1.038%	5,060,788.90	1.038%	5,060,788.90	1.038%	5,008,800.00	0.000%	4,911,540.22	-1.942%	4,814,304.23	-3.883%	4,717,092.04	-5.824%
912828VR8	US TREASURY N/B	US GOV	5,000,000.00	5,004,700.00	100.094	0.579	2.020	5,063,199.79	1.169%	5,063,199.79	1.169%	5,063,199.79	1.169%	5,004,700.00	0.000%	4,903,614.08	-2.020%	4,802,553.74	-4.039%	4,701,518.97	-6.058%
912828VW7	US TREASURY N/B	US GOV	5,000,000.00	5,025,800.00	100.516	0.630	2.097	5,092,205.99	1.321%	5,092,205.99	1.321%	5,092,205.99	1.321%	5,025,800.00	0.000%	4,920,433.42	-2.097%	4,815,094.35	-4.192%	4,709,782.79	-6.288%
912828WA4	US TREASURY N/B	US GOV	5,000,000.00	4,994,900.00	99.898	0.672	2.185	5,068,192.82	1.467%	5,068,192.82	1.467%	5,068,192.82	1.467%	4,994,900.00	0.000%	4,885,787.34	-2.184%	4,776,704.08	-4.368%	4,667,650.21	-6.552%
94975P405	WFA GOVT MONEY MARKET-1	MMFUND	10,710,153.98	10,710,153.98	1.000	0.010	0.000	10,710,153.98	0.000%	10,710,153.98	0.000%	10,710,153.98	0.000%	10,710,153.98	0.000%	10,710,153.98	0.000%	10,710,153.98	0.000%	10,710,153.98	0.000%
CCYUSD	Receivable	CASH	86.75	86.75	1.000	0.000	0.000	86.75	0.000%	86.75	0.000%	86.75	0.000%	86.75	0.000%	86.75	0.000%	86.75	0.000%	86.75	0.000%
CCYUSD	Cash	CASH	0.00	0.00	1.000	0.000	0.000	0.00	0.000%	0.00	0.000%	0.00	0.000%	0.00	0.000%	0.00	0.000%	0.00	0.000%	0.00	0.000%
---	---	---	86,207,240.73	86,246,727.93	87.766	0.392	1.544	86,865,688.19	0.718%	86,865,688.19	0.718%	86,865,688.19	0.718%	86,246,727.93	0.000%	84,915,910.70	-1.543%	83,585,401.48	-3.086%	82,255,200.26	-4.628%

* Weighted By: Base Market Value + Accrued
 *The shock analysis includes a yield floor of 0.



Report: Bernco Trading Report

Account: BERNALILLO COUNTY TREASURER (40455)

Date: 07/01/2014 - 07/31/2014

* Does not Lock Down

Transaction Ty	Identifier	Description	Original Units	Coupon Rate	Trade Date	Settle Date	Final Maturity	Broker/Dealer	Price	Principal	Accrued Interest	Realized Gain/Loss
Maturity	25811L2Q1	Doral Bank	(248,000.00)	0.550	07/31/2014	07/31/2014	07/31/2014	Maturity	100.000	(248,000.00)	0.00	0.00
Maturity	78658ACJ5	Safra National Bank of New York	(248,000.00)	0.500	07/31/2014	07/31/2014	07/31/2014	Maturity	100.000	(248,000.00)	0.00	0.00
Buy	94975P405	WFA GOVT MONEY MARKET-I	522,487.47	0.010	---	---	07/31/2014	Direct	1.000	522,487.47	0.00	0.00
---	---	---	26,487.47	---	---	---	07/31/2014	---	---	26,487.47	0.00	0.00

* Showing transactions with Trade Date within selected date range.

* MMF transactions are collapsed

* The Transaction Detail/Trading Activity reports provide our most up-to-date transactional details. As such, these reports are subject to change even after the other reports on the website have been locked down. While these reports can be useful tools in understanding recent activity, due to their dynamic nature we do not recommend using them for booking journal entries or reconciliation.



Report: Bernco Trading Report

Account BERNALILLO COUNTY TREASURER (40455)

Date: 02/14/2014 - 07/31/2014

* Does not Lock Down

Table with columns: Transaction 1, Identifier, Description, Original Units, Coupon Rate, Trade Date, Settle Date, Final Maturity, Broker/Dealer, Price, Principal, Accrued Interest, Realized Gain/Loss. Contains a list of transactions including Maturity, Sell, Buy, and Initial Lx entries.

--- --- --- (147,716,846.02) --- --- --- --- (127,235,424.96) (876,588.39) (16,521,177.78)

* Showing transactions with Trade Date within selected date range.

* MMF transactions are collapsed

* The Transaction Detail/Trading Activity reports provide our most up-to-date transactional details. As such, these reports are subject to change even after the other reports on the website have been locked down. While these reports can be useful tools in understanding recent activity, due to their dynamic nature we do not recommend using them for booking journal entries or reconciliation.