



Bernalillo County Monthly Statement

Bernalillo County Bond Proceed (52469)

Month End (M4 Y2016)

10/01/2015 - 10/31/2015

Dated: 11/06/2015

Locked Down

Table of Contents

Dated: 11/06/2015

<u>Bernco Holdings Summary (Bernalillo County Bond Proceed (52469))</u>	1
<u>Bernco Duration (Bernalillo County Bond Proceed (52469))</u>	2
<u>Bernco Credit Quality (Bernalillo County Bond Proceed (52469))</u>	4
<u>Bernco Performance Summary (Bernalillo County Bond Proceed (52469))</u>	6
<u>Base Shock Analysis (Bernalillo County Bond Proceed (52469))</u>	7
<u>Bernco Trading Report (Bernalillo County Bond Proceed (52469))</u>	9

Bernco Holdings Summary

Bernalillo County Bond Proceed (52469)

As of 10/31/2015

[Return to Table of Contents](#)

Dated: 11/06/2015

Identifier	Description	Current Units	Security Type	Final Maturity	Original Cost	Book Value, Book Yield	Market Value	Net Unrealized Gain/Loss	Accrued Balance	Market Value + Accrued	Years to Effective Maturity
912828A26	US TREASURY N/B	1,500,000.00	US GOV	11/30/2015	1,500,820.31	1,500,182.99 0.096	1,500,120.00	-62.99	1,577.87	1,501,697.87	0.082
912828A67	US TREASURY N/B	1,500,000.00	US GOV	12/31/2015	1,500,820.31	1,500,305.71 0.125	1,500,240.00	-65.71	1,263.58	1,501,503.59	0.167
912828B41	US TREASURY N/B	1,500,000.00	US GOV	01/31/2016	1,501,757.81	1,500,832.59 0.15	1,500,795.00	-37.59	1,421.54	1,502,216.54	0.252
912828B82	US TREASURY N/B	1,500,000.00	US GOV	02/29/2016	1,500,585.94	1,500,318.88 0.185	1,500,330.00	11.12	638.74	1,500,968.74	0.331
912828C40	US TREASURY N/B	1,500,000.00	US GOV	03/31/2016	1,501,699.22	1,501,018.59 0.21	1,500,825.00	-193.59	491.80	1,501,316.80	0.416
912828C81	US TREASURY N/B	1,500,000.00	US GOV	04/30/2016	1,501,640.63	1,501,057.70 0.233	1,500,735.00	-322.70	15.45	1,500,750.45	0.498
912828D64	US TREASURY N/B	1,500,000.00	US GOV	08/31/2016	1,501,464.84	1,501,099.83 0.411	1,501,080.00	-19.83	1,277.47	1,502,357.47	0.835
912828F47	US TREASURY N/B	1,500,000.00	US GOV	09/30/2016	1,501,054.69	1,500,810.97 0.441	1,500,735.00	-75.97	655.74	1,501,390.74	0.917
912828F88	US TREASURY N/B	1,500,000.00	US GOV	10/31/2016	1,497,890.63	1,498,345.48 0.486	1,498,815.00	469.52	15.45	1,498,830.45	1.00
912828G46	US TREASURY N/B	1,500,000.00	US GOV	11/30/2016	1,499,648.44	1,499,720.41 0.517	1,500,180.00	459.59	3,155.74	1,503,335.74	1.082
912828H29	US TREASURY N/B	1,500,000.00	US GOV	12/31/2016	1,501,640.63	1,501,328.55 0.548	1,502,145.00	816.45	3,158.97	1,505,303.97	1.167
912828J92	US TREASURY N/B	1,500,000.00	US GOV	03/31/2017	1,496,953.13	1,497,450.25 0.621	1,498,335.00	884.75	655.74	1,498,990.74	1.413
912828SJ0	US TREASURY N/B	1,500,000.00	US GOV	02/28/2017	1,506,562.50	1,505,438.60 0.601	1,506,345.00	906.40	2,235.58	1,508,580.58	1.329
912828SS0	US TREASURY N/B	1,500,000.00	US GOV	04/30/2017	1,505,800.78	1,504,908.73 0.655	1,505,610.00	701.27	36.06	1,505,646.06	1.496
912828WM8	US TREASURY N/B	1,500,000.00	US GOV	05/31/2016	1,501,347.66	1,500,913.26 0.27	1,500,270.00	-643.26	2,366.80	1,502,636.80	0.583
912828WQ9	US TREASURY N/B	1,500,000.00	US GOV	06/30/2016	1,502,519.53	1,501,782.63 0.32	1,501,290.00	-492.63	2,527.17	1,503,817.17	0.665
912828WX4	US TREASURY N/B	1,500,000.00	US GOV	07/31/2016	1,502,226.56	1,501,628.55 0.354	1,501,095.00	-533.55	1,895.38	1,502,990.38	0.75
94975P405	WFA GOVT MONEY MARKET-I	9,338.16	MMFUND	10/31/2015	9,338.16	9,338.16 0.01	9,338.16	-0.00	0.00	9,338.16	0.00
CCYUSD	Receivable	12,199.75	CASH	10/31/2015	12,199.75	12,199.75 0.00	12,199.75	0.00	0.00	12,199.75	0.00
---	---	25,521,537.91	---	08/05/2016	25,545,971.52	25,538,681.63 0.366	25,540,482.91	1,801.28	23,389.08	25,563,871.99	0.763

* Weighted By: Market Value + Accrued. * Holdings Displayed By: Position.

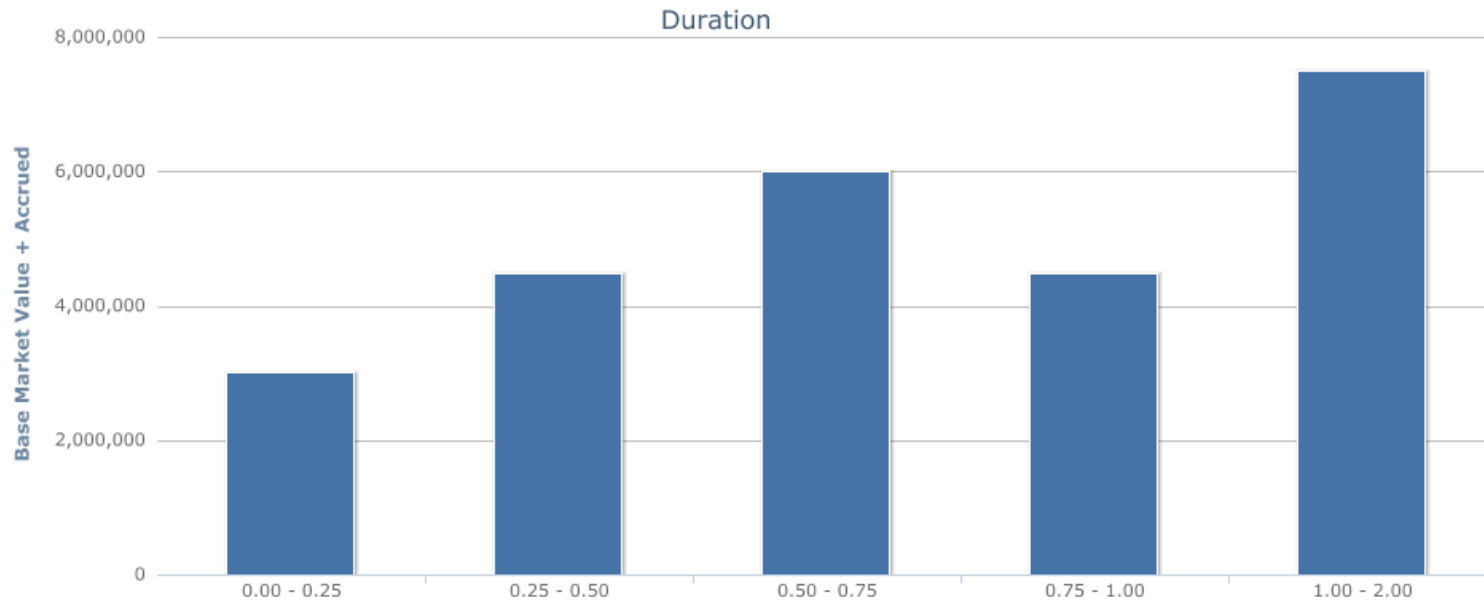
Bernco Duration

Bernalillo County Bond Proceed (52469)

Base Currency: USD As of 10/31/2015

[Return to Table of Contents](#)

Dated: 11/06/2015



0.00 - 0.25

Identifier	Description	Base Current Units	Effective Maturity	Final Maturity	Security Type	Market Price	Yield	Duration	Rating	Base Market Value + Accrued
912828A26	US TREASURY N/B	1,500,000.00	11/30/2015	11/30/2015	US GOV	100.008	0.155	0.085	AAA	1,501,697.87
912828A67	US TREASURY N/B	1,500,000.00	12/31/2015	12/31/2015	US GOV	100.016	0.155	0.168	AAA	1,501,503.59
94975P405	WFA GOVT MONEY MARKET-I	9,338.16	10/31/2015	10/31/2015	MMFUND	1.00	0.01	0.00	AAA	9,338.16
CCYUSD	Receivable	12,199.75	10/31/2015	10/31/2015	CASH	1.00	0.00	0.00	AAA	12,199.75
---	---	3,021,537.91	12/15/2015	12/15/2015	---	99.307	0.154	0.126	AAA	3,024,739.37

0.25 - 0.50

Identifier	Description	Base Current Units	Effective Maturity	Final Maturity	Security Type	Market Price	Yield	Duration	Rating	Base Market Value + Accrued
912828B41	US TREASURY N/B	1,500,000.00	01/31/2016	01/31/2016	US GOV	100.053	0.165	0.253	AAA	1,502,216.54
912828B82	US TREASURY N/B	1,500,000.00	02/29/2016	02/29/2016	US GOV	100.022	0.184	0.335	AAA	1,500,968.74
912828C40	US TREASURY N/B	1,500,000.00	03/31/2016	03/31/2016	US GOV	100.055	0.243	0.418	AAA	1,501,316.80
---	US TREASURY N/B	4,500,000.00	03/01/2016	03/01/2016	US GOV	100.043	0.197	0.335	AAA	4,504,502.07

0.50 - 0.75

Identifier	Description	Base Current Units	Effective Maturity	Final Maturity	Security Type	Market Price	Yield	Duration	Rating	Base Market Value + Accrued
912828C81	US TREASURY N/B	1,500,000.00	04/30/2016	04/30/2016	US GOV	100.049	0.277	0.501	AAA	1,500,750.45
912828WM8	US TREASURY N/B	1,500,000.00	05/31/2016	05/31/2016	US GOV	100.018	0.344	0.583	AAA	1,502,636.80
912828WQ9	US TREASURY N/B	1,500,000.00	06/30/2016	06/30/2016	US GOV	100.086	0.37	0.663	AAA	1,503,817.17
912828WX4	US TREASURY N/B	1,500,000.00	07/31/2016	07/31/2016	US GOV	100.073	0.403	0.75	AAA	1,502,990.38
---	US TREASURY N/B	6,000,000.00	06/15/2016	06/15/2016	US GOV	100.057	0.349	0.624	AAA	6,010,194.81

Bernco Duration

Bernalillo County Bond Proceed (52469)

Base Currency: USD As of 10/31/2015

[Return to Table of Contents](#)

Dated: 11/06/2015

0.75 - 1.00

Identifier	Description	Base Current Units	Effective Maturity	Final Maturity	Security Type	Market Price	Yield	Duration	Rating	Base Market Value + Accrued
912828D64	US TREASURY N/B	1,500,000.00	08/31/2016	08/31/2016	US GOV	100.072	0.413	0.832	AAA	1,502,357.47
912828F47	US TREASURY N/B	1,500,000.00	09/30/2016	09/30/2016	US GOV	100.049	0.446	0.915	AAA	1,501,390.74
912828F88	US TREASURY N/B	1,500,000.00	10/31/2016	10/31/2016	US GOV	99.921	0.454	0.998	AAA	1,498,830.45
---	US TREASURY N/B	4,500,000.00	09/30/2016	09/30/2016	US GOV	100.014	0.438	0.915	AAA	4,502,578.66

1.00 - 2.00

Identifier	Description	Base Current Units	Effective Maturity	Final Maturity	Security Type	Market Price	Yield	Duration	Rating	Base Market Value + Accrued
912828G46	US TREASURY N/B	1,500,000.00	11/30/2016	11/30/2016	US GOV	100.012	0.489	1.078	AAA	1,503,335.74
912828H29	US TREASURY N/B	1,500,000.00	12/31/2016	12/31/2016	US GOV	100.143	0.502	1.161	AAA	1,505,303.97
912828J92	US TREASURY N/B	1,500,000.00	03/31/2017	03/31/2017	US GOV	99.889	0.579	1.41	AAA	1,498,990.74
912828SJ0	US TREASURY N/B	1,500,000.00	02/28/2017	02/28/2017	US GOV	100.423	0.556	1.325	AAA	1,508,580.58
912828SS0	US TREASURY N/B	1,500,000.00	04/30/2017	04/30/2017	US GOV	100.374	0.625	1.485	AAA	1,505,646.06
---	US TREASURY N/B	7,500,000.00	02/17/2017	02/17/2017	US GOV	100.169	0.55	1.292	AAA	7,521,857.08

Summary

Identifier	Description	Base Current Units	Effective Maturity	Final Maturity	Security Type	Market Price	Yield	Duration	Rating	Base Market Value + Accrued
---	---	25,521,537.91	08/05/2016	08/05/2016	---	99.991	0.374	0.762	AAA	25,563,871.99

* Grouped By: Duration. * Groups Sorted By: Duration. * Weighted By: Base Market Value + Accrued.

Bernco Credit Quality

Base Currency: USD As of 10/31/2015

Bernalillo County Bond Proceed (52469)

Dated: 11/06/2015

[Return to Table of Contents](#)

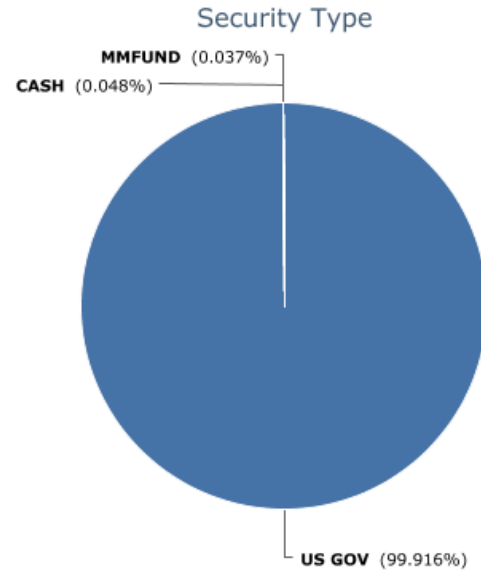


Chart calculated by: Base Market Value + Accrued

US GOV

Identifier	Description	LT Rating	Base Current Units	Final Maturity	Security Type	Market Sector	Base Market Value + Accrued	% of Base Market Value + Accrued
912828F88	US TREASURY N/B	AAA	1,500,000.00	10/31/2016	US GOV	Government	1,498,830.45	5.863%
912828J92	US TREASURY N/B	AAA	1,500,000.00	03/31/2017	US GOV	Government	1,498,990.74	5.864%
912828C81	US TREASURY N/B	AAA	1,500,000.00	04/30/2016	US GOV	Government	1,500,750.45	5.871%
912828B82	US TREASURY N/B	AAA	1,500,000.00	02/29/2016	US GOV	Government	1,500,968.74	5.871%
912828C40	US TREASURY N/B	AAA	1,500,000.00	03/31/2016	US GOV	Government	1,501,316.80	5.873%
912828F47	US TREASURY N/B	AAA	1,500,000.00	09/30/2016	US GOV	Government	1,501,390.74	5.873%
912828A67	US TREASURY N/B	AAA	1,500,000.00	12/31/2015	US GOV	Government	1,501,503.59	5.874%
912828A26	US TREASURY N/B	AAA	1,500,000.00	11/30/2015	US GOV	Government	1,501,697.87	5.874%
912828B41	US TREASURY N/B	AAA	1,500,000.00	01/31/2016	US GOV	Government	1,502,216.54	5.876%
912828D64	US TREASURY N/B	AAA	1,500,000.00	08/31/2016	US GOV	Government	1,502,357.47	5.877%
912828WM8	US TREASURY N/B	AAA	1,500,000.00	05/31/2016	US GOV	Government	1,502,636.80	5.878%
912828WX4	US TREASURY N/B	AAA	1,500,000.00	07/31/2016	US GOV	Government	1,502,990.38	5.879%
912828G46	US TREASURY N/B	AAA	1,500,000.00	11/30/2016	US GOV	Government	1,503,335.74	5.881%
912828WQ9	US TREASURY N/B	AAA	1,500,000.00	06/30/2016	US GOV	Government	1,503,817.17	5.883%
912828H29	US TREASURY N/B	AAA	1,500,000.00	12/31/2016	US GOV	Government	1,505,303.97	5.888%
912828SS0	US TREASURY N/B	AAA	1,500,000.00	04/30/2017	US GOV	Government	1,505,646.06	5.89%
912828SJ0	US TREASURY N/B	AAA	1,500,000.00	02/28/2017	US GOV	Government	1,508,580.58	5.901%
---	US TREASURY N/B	AAA	25,500,000.00	08/05/2016	US GOV	Government	25,542,334.08	99.916%

Bernco Credit Quality

Bernalillo County Bond Proceed (52469)

Base Currency: USD As of 10/31/2015

[Return to Table of Contents](#)

Dated: 11/06/2015

CASH

Identifier	Description	LT Rating	Base Current Units	Final Maturity	Security Type	Market Sector	Base Market Value + Accrued	% of Base Market Value + Accrued
CCYUSD	Receivable	AAA	12,199.75	10/31/2015	CASH	Cash	12,199.75	0.048%
CCYUSD	Receivable	AAA	12,199.75	10/31/2015	CASH	Cash	12,199.75	0.048%

MMFUND

Identifier	Description	LT Rating	Base Current Units	Final Maturity	Security Type	Market Sector	Base Market Value + Accrued	% of Base Market Value + Accrued
94975P405	WFA GOVT MONEY MARKET-I	AAA	9,338.16	10/31/2015	MMFUND	Cash	9,338.16	0.037%
94975P405	WFA GOVT MONEY MARKET-I	AAA	9,338.16	10/31/2015	MMFUND	Cash	9,338.16	0.037%

Summary

Identifier	Description	LT Rating	Base Current Units	Final Maturity	Security Type	Market Sector	Base Market Value + Accrued	% of Base Market Value + Accrued
---	---	AAA	25,521,537.91	08/05/2016	---	---	25,563,871.99	100.00%

* Grouped By: Security Type. * Groups Sorted By: Base Market Value + Accrued. * Weighted By: Base Market Value + Accrued.

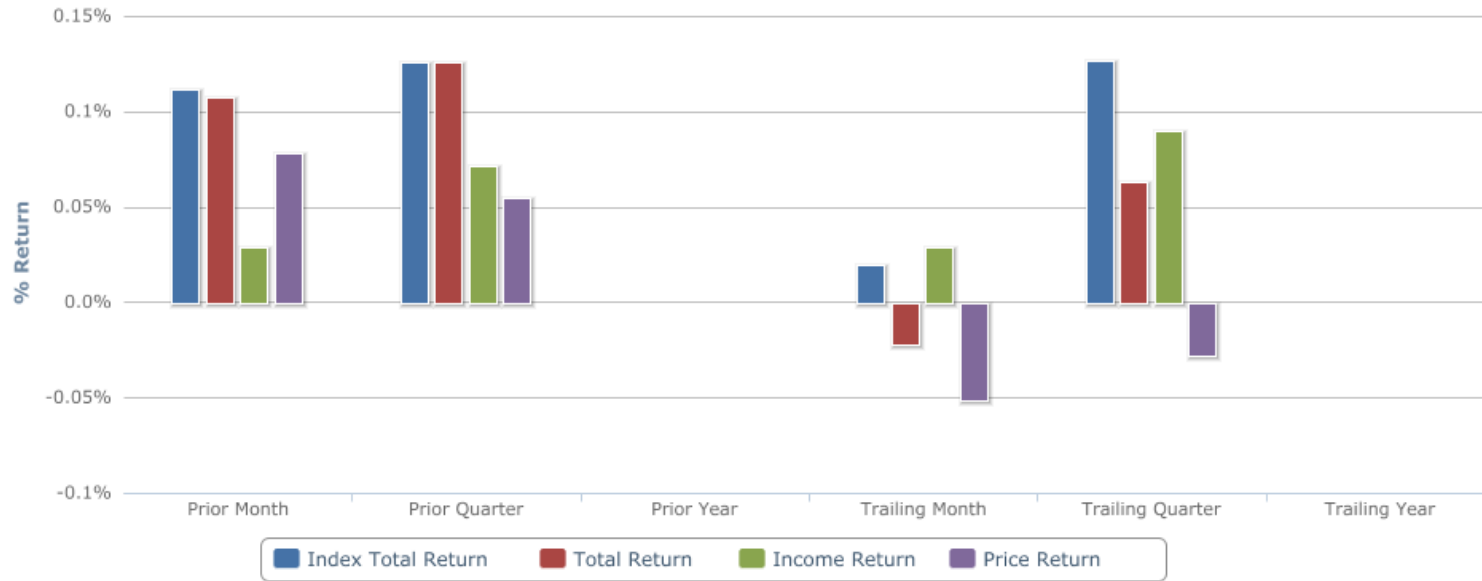
Bernco Performance Summary

Bernalillo County Bond Proceed (52469)

Base Currency: USD As of 10/31/2015

[Return to Table of Contents](#)

Dated: 11/06/2015



Period	Period Begin	Period End	Total Return	Income Return	Price Return
Prior Month	09/01/2015	09/30/2015	0.108%	0.029%	0.078%
Prior Quarter	07/01/2015	09/30/2015	0.126%	0.071%	0.055%
Prior Year	07/01/2015	11/05/2015	---	---	---
Trailing Month	10/01/2015	10/31/2015	-0.022%	0.029%	-0.051%
Trailing Quarter	08/01/2015	10/31/2015	0.063%	0.091%	-0.027%
Trailing Year	07/01/2015	10/31/2015	---	---	---

Account	Index	Index Start Date	Index End Date
Bernalillo County Bond Proceed	BofA ML 1-Yr TBill	11/30/2007	---

All Fees (includes administrative, management, and trading).

Returns are actual and have not been annualized.

No Tax Adjustment.

Note that data will not exist prior to the performance inception date of: 07/01/2015.

Reported Index Return is always Total Return.

Base Shock Analysis

Bernalillo County Bond Proceed (52469)

Base Currency: USD As of 10/31/2015

[Return to Table of Contents](#)

Dated: 11/06/2015

Identifier, Description	Security Type	Base Market Value	Book Yield	Yield	Duration, Convexity	-300 Basis Point Shock, -200 Basis Point Shock, -100 Basis Point Shock	100 Basis Point Shock, 200 Basis Point Shock, 300 Basis Point Shock
912828A26 US TREASURY N/B	US GOV	1,500,120.00	0.096	0.155	0.085 0.00	1,500,317.39 1,500,317.39 1,500,317.39	1,498,849.58 1,497,579.19 1,496,308.82
912828A67 US TREASURY N/B	US GOV	1,500,240.00	0.125	0.155	0.168 0.001	1,500,631.37 1,500,631.37 1,500,631.37	1,497,713.12 1,495,186.33 1,492,659.63
912828B41 US TREASURY N/B	US GOV	1,500,795.00	0.15	0.165	0.253 0.001	1,501,420.70 1,501,420.70 1,501,420.70	1,497,003.91 1,493,213.01 1,489,422.30
912828B82 US TREASURY N/B	US GOV	1,500,330.00	0.185	0.184	0.335 0.002	1,501,255.92 1,501,255.92 1,501,255.92	1,495,304.69 1,490,279.72 1,485,255.09
912828C40 US TREASURY N/B	US GOV	1,500,825.00	0.21	0.243	0.418 0.003	1,502,349.43 1,502,349.43 1,502,349.43	1,494,557.69 1,488,290.91 1,482,024.65
912828C81 US TREASURY N/B	US GOV	1,500,735.00	0.233	0.277	0.501 0.005	1,502,821.02 1,502,821.02 1,502,821.02	1,493,215.39 1,485,696.53 1,478,178.42
912828D64 US TREASURY N/B	US GOV	1,501,080.00	0.411	0.413	0.832 0.011	1,506,245.35 1,506,245.35 1,506,245.35	1,488,588.87 1,476,099.41 1,463,611.62
912828F47 US TREASURY N/B	US GOV	1,500,735.00	0.441	0.446	0.915 0.013	1,506,863.52 1,506,863.52 1,506,863.52	1,487,008.08 1,473,283.10 1,459,560.07
912828F88 US TREASURY N/B	US GOV	1,498,815.00	0.486	0.454	0.998 0.015	1,505,604.63 1,505,604.63 1,505,604.63	1,483,863.27 1,468,913.77 1,453,966.52
912828G46 US TREASURY N/B	US GOV	1,500,180.00	0.517	0.489	1.078 0.017	1,508,088.42 1,508,088.42 1,508,088.42	1,484,004.44 1,467,831.43 1,451,660.98
912828H29 US TREASURY N/B	US GOV	1,502,145.00	0.548	0.502	1.161 0.019	1,510,899.98 1,510,899.98 1,510,899.98	1,484,708.03 1,467,273.97 1,449,842.80
912828J92 US TREASURY N/B	US GOV	1,498,335.00	0.621	0.579	1.41 0.027	1,510,562.96 1,510,562.96 1,510,562.96	1,477,207.31 1,456,083.66 1,434,964.05
912828SJ0 US TREASURY N/B	US GOV	1,506,345.00	0.601	0.556	1.325 0.024	1,517,451.85 1,517,451.85 1,517,451.85	1,486,388.19 1,466,435.03 1,446,485.51
912828SS0 US TREASURY N/B	US GOV	1,505,610.00	0.655	0.625	1.485 0.03	1,519,575.72 1,519,575.72 1,519,575.72	1,483,252.60 1,460,899.67 1,438,551.19
912828WM8 US TREASURY N/B	US GOV	1,500,270.00	0.27	0.344	0.583 0.006	1,503,278.68 1,503,278.68 1,503,278.68	1,491,527.48 1,482,785.91 1,474,045.29
912828WQ9 US TREASURY N/B	US GOV	1,501,290.00	0.32	0.37	0.663 0.008	1,504,979.15 1,504,979.15 1,504,979.15	1,491,332.73 1,481,376.62 1,471,421.67
912828WX4 US TREASURY N/B	US GOV	1,501,095.00	0.354	0.403	0.75 0.009	1,505,628.44 1,505,628.44 1,505,628.44	1,489,838.08 1,478,582.56 1,467,328.45
94975P405 WFA GOVT MONEY MARKET-I	MMFUND	9,338.16	0.01	0.01	0.00 0.00	9,338.16 9,338.16 9,338.16	9,338.16 9,338.16 9,338.16
CCYUSD Receivable	CASH	12,199.75	0.00	0.00	0.00 0.00	12,199.75 12,199.75 12,199.75	12,199.75 12,199.75 12,199.75
---	---	25,540,482.91	0.366	0.374	0.762 0.011	25,629,512.45 25,629,512.45 25,629,512.45	25,345,901.39 25,151,348.73 24,956,824.94

Base Shock Analysis

Base Currency: USD As of 10/31/2015

Bernalillo County Bond Proceed (52469)

Dated: 11/06/2015

[Return to Table of Contents](#)

* Weighted By: Base Market Value + Accrued.

*The shock analysis includes a yield floor of 0.

Bernco Trading Report

Bernalillo County Bond Proceed (52469)

10/01/2015 - 10/31/2015

[Return to Table of Contents](#)

Dated: 11/06/2015

* Does not Lock Down.

<i>Identifier</i>	<i>Description, Final Maturity</i>	<i>Transaction Type</i>	<i>Trade Date, Settle Date</i>	<i>Broker/Dealer</i>	<i>Price</i>	<i>Principal</i>	<i>Realized Gain/Loss</i>
94975P405	WFA GOVT MONEY MARKET-I 10/31/2015	Buy	10/01/2015 10/01/2015	Direct	1.00	10,329.83	0.00
94975P405	WFA GOVT MONEY MARKET-I 10/31/2015	Sell	10/13/2015 10/13/2015	Direct	1.00	-3,700,000.00	0.00
94975P405	WFA GOVT MONEY MARKET-I 10/31/2015	---	--- ---	Direct	1.00	-3,689,670.17	0.00

* Showing transactions with Trade Date within selected date range. * MMF transactions are collapsed.

* The Transaction Detail/Trading Activity reports provide our most up-to-date transactional details. As such, these reports are subject to change even after the other reports on the website have been locked down. While these reports can be useful tools in understanding recent activity, due to their dynamic nature we do not recommend using them for booking journal entries or reconciliation.

Bernco Trading Report

Bernalillo County Bond Proceed (52469)

07/01/2015 - 10/31/2015

Dated: 11/06/2015

* Does not Lock Down.

Identifier	Description, Final Maturity	Transaction Type	Trade Date, Settle Date	Broker/Dealer	Price	Principal	Realized Gain/Loss
912828A26	US TREASURY N/B 11/30/2015	Buy	07/22/2015 07/23/2015	Morgan Stanley	100.055	1,500,820.31	0.00
912828A67	US TREASURY N/B 12/31/2015	Buy	07/22/2015 07/23/2015	Morgan Stanley	100.055	1,500,820.31	0.00
912828B41	US TREASURY N/B 01/31/2016	Buy	07/22/2015 07/23/2015	CITIGROUP GLOBAL MARKETS INC.	100.117	1,501,757.81	0.00
912828B82	US TREASURY N/B 02/29/2016	Buy	07/22/2015 07/23/2015	CITIGROUP GLOBAL MARKETS INC.	100.039	1,500,585.94	0.00
912828C40	US TREASURY N/B 03/31/2016	Buy	07/22/2015 07/23/2015	Morgan Stanley	100.113	1,501,699.22	0.00
912828C81	US TREASURY N/B 04/30/2016	Buy	07/22/2015 07/23/2015	Morgan Stanley	100.109	1,501,640.63	0.00
912828D64	US TREASURY N/B 08/31/2016	Buy	07/22/2015 07/23/2015	CITIGROUP GLOBAL MARKETS INC.	100.098	1,501,464.84	0.00
912828F47	US TREASURY N/B 09/30/2016	Buy	07/22/2015 07/23/2015	Morgan Stanley	100.07	1,501,054.69	0.00
912828F88	US TREASURY N/B 10/31/2016	Buy	07/22/2015 07/23/2015	BANC OF AMERICA SECURITIES LLC	99.859	1,497,890.63	0.00
912828G46	US TREASURY N/B 11/30/2016	Buy	07/22/2015 07/23/2015	BANC OF AMERICA SECURITIES LLC	99.977	1,499,648.44	0.00
912828H29	US TREASURY N/B 12/31/2016	Buy	07/22/2015 07/23/2015	BANC OF AMERICA SECURITIES LLC	100.109	1,501,640.63	0.00
912828H78	US TREASURY N/B 01/31/2017	Sell	09/21/2015 09/22/2015	Morgan Stanley	99.93	-1,498,945.31	407.21
912828H78	US TREASURY N/B 01/31/2017	Buy	07/22/2015 07/23/2015	BANC OF AMERICA SECURITIES LLC	99.891	1,498,359.38	0.00
912828J92	US TREASURY N/B 03/31/2017	Buy	07/22/2015 07/23/2015	BANC OF AMERICA SECURITIES LLC	99.797	1,496,953.13	0.00
912828SJ0	US TREASURY N/B 02/28/2017	Buy	07/22/2015 07/23/2015	BANC OF AMERICA SECURITIES LLC	100.438	1,506,562.50	0.00
912828SS0	US TREASURY N/B 04/30/2017	Buy	07/22/2015 07/23/2015	RBC Dain Rauscher (US)	100.387	1,505,800.78	0.00
912828SY7	US TREASURY N/B 05/31/2017	Sell	09/21/2015 09/22/2015	Morgan Stanley	99.934	-1,499,003.91	603.99
912828SY7	US TREASURY N/B 05/31/2017	Buy	07/22/2015 07/23/2015	CITIGROUP GLOBAL MARKETS INC.	99.883	1,498,242.19	0.00
912828WM8	US TREASURY N/B 05/31/2016	Buy	07/22/2015 07/23/2015	CITIGROUP GLOBAL MARKETS INC.	100.09	1,501,347.66	0.00
912828WQ9	US TREASURY N/B 06/30/2016	Buy	07/22/2015 07/23/2015	CITIGROUP GLOBAL MARKETS INC.	100.168	1,502,519.53	0.00
912828WX4	US TREASURY N/B 07/31/2016	Buy	07/22/2015 07/23/2015	Morgan Stanley	100.148	1,502,226.56	0.00
912828XJ4	US TREASURY N/B 06/30/2017	Sell	07/28/2015 07/29/2015	BANC OF AMERICA SECURITIES LLC	99.918	-1,398,851.56	749.57
912828XJ4	US TREASURY N/B 06/30/2017	Buy	07/22/2015 07/23/2015	BANC OF AMERICA SECURITIES LLC	99.863	1,398,085.94	0.00
94975P405	WFA GOVT MONEY MARKET-I 10/31/2015	Initial Load	07/07/2015 07/07/2015	Unknown	1.00	29,960,506.96	0.00
94975P405	WFA GOVT MONEY MARKET-I 10/31/2015	Sell	---	Direct	1.00	-34,385,674.76	0.00
94975P405	WFA GOVT MONEY MARKET-I 10/31/2015	Buy	---	Direct	1.00	4,434,505.96	0.00
---	---	---	---	---	---	25,531,658.50	1,760.77

Bernco Trading Report

07/01/2015 - 10/31/2015

Bernalillo County Bond Proceed (52469)

Dated: 11/06/2015

* Showing transactions with Trade Date within selected date range. * MMF transactions are collapsed.

* The Transaction Detail/Trading Activity reports provide our most up-to-date transactional details. As such, these reports are subject to change even after the other reports on the website have been locked down. While these reports can be useful tools in understanding recent activity, due to their dynamic nature we do not recommend using them for booking journal entries or reconciliation.

**Bernalillo County Accounting Department
FY2016 Bond Proceeds Cash Flow Forecast Report**

	Actual July	Actual August	Actual September	Actual October	Estimate November	Estimate December	Estimate January	Estimate February	Estimate March	Estimate April	Estimate May	Estimate June
Bond Proceeds Beginning Cash Balances												
Bond Proceeds Money Market Account	\$ -	\$ 1,410,403	\$ 1,426,514	\$ 3,699,008	\$ 3,699,008	\$ 5,224,320	\$ 6,734,632	\$ 6,734,632	\$ 9,757,132	\$ 11,267,445	\$ 11,267,445	\$ 14,290,882
Total Bond Proceeds Beginning Cash Balances	-	1,410,403	1,426,514	3,699,008	3,699,008	5,224,320	6,734,632	6,734,632	9,757,132	11,267,445	11,267,445	14,290,882

	July	August	September	October	November	December	January	February	March	April	May	June
Bond Proceeds Inflows												
Transfers In From Operating Portfolio	29,960,507	-	-	-	-	-	-	-	10,290,000	-	-	-
Bond Proceeds Portfolio Investment Income	7,252	16,111	12	-	25,312	10,312	-	22,500	10,313	-	23,437	8,437
Total Bond Proceeds Inflows	29,967,759	16,111	12	-	25,312	10,312	-	22,500	10,300,313	-	23,437	8,437

	July	August	September	October	November	December	January	February	March	April	May	June
Bond Proceeds Outflows												
Transfers Out to Operating Portfolio	-	-	729,467	-	-	-	-	-	-	-	-	-
Total Bond Proceeds Outflows	-	-	729,467	-	-	-	-	-	-	-	-	-

	July	August	September	October	November	December	January	February	March	April	May	June
Bond Proceeds Investment Activity												
Investments Maturing (Inflow)	1,398,851	-	3,001,949	-	1,500,000	1,500,000	-	3,000,000	1,500,000	-	3,000,000	1,500,000
Investments Called (Inflow)	-	-	-	-	-	-	-	-	-	-	-	-
Investments Sold (Inflow)	-	-	-	-	-	-	-	-	-	-	-	-
Investments Purchased (Outflow)	29,956,207	-	-	-	-	-	-	-	10,290,000	-	-	-
Net Investment Activity	(28,557,356)	-	3,001,949	-	1,500,000	1,500,000	-	3,000,000	(8,790,000)	-	3,000,000	1,500,000

Net Bond Proceeds Increase/(Decrease) in Cash	1,410,403	16,111	2,272,494	-	1,525,312	1,510,312	-	3,022,500	1,510,313	-	3,023,437	1,508,437
--	------------------	---------------	------------------	---	------------------	------------------	---	------------------	------------------	---	------------------	------------------

Estimated Bond Proceeds Ending Cash Balance	\$ 1,410,403	\$ 1,426,514	\$ 3,699,008	\$ 3,699,008	\$ 5,224,320	\$ 6,734,632	\$ 6,734,632	\$ 9,757,132	\$ 11,267,445	\$ 11,267,445	\$ 14,290,882	\$ 15,799,319
--	---------------------	---------------------	---------------------	---------------------	---------------------	---------------------	---------------------	---------------------	----------------------	----------------------	----------------------	----------------------

Disclaimer: This annual cash flow report is an estimate.