



Report: Executive Summary
 Account: BERNALILLO COUNTY TREASURER
 As of: 11/30/2017

	Market Value + Accrued	% of Total	Book Yield
<u>Highly Liquid Portfolio: Must Mature Within 30 Days Per Policy</u>			
CDARS/ICS:			
First National Bank Santa Fe	\$ 5,161,335.06	1.44%	0.592%
Bank of the West	\$ 94,814,272.81	26.40%	1.005%
Total Month-end CDARS/ICS Balances	\$ 99,975,607.87	27.84%	
<u>Liquid Portfolio: Must Mature Within 12 Months</u>			
Investments:			
US Treasury Securities	\$ 65,330,989.24	18.19%	1.221%
US Agency Securities	\$ 14,784,720.90	4.12%	1.131%
Cash - Wells Fargo MMF	\$ 10,063,612.68	2.80%	0.950%
Cash/Receivable	\$ 9,521.91	0.00%	0.00%
Summary of Negotiated Bank Deposits:*			
Wells Fargo Savings	\$ 104,571,537.76	29.12%	0.168%
Bank of the West	\$ 10,212.33	0.00%	0.290%
Total Month-end Bank Balances	\$ 104,581,750.09	29.12%	
Total Liquid Portfolio: 0-12 months	\$ 294,746,202.70	82.07%	1.182%
Core Portfolio	\$ 64,407,509.45	17.93%	1.084%
Total Operating Funds	\$ 359,153,712.15	100.00%	1.165%
Previous Month Operating Funds	\$ 230,470,748.83		1.143%



Report: Executive Summary
Account: BERNALILLO COUNTY TREASURER
As of: 11/30/2017

Footnotes:

** Average Monthly Bank Deposit Balances (on which returns are calculated):*

<i>Wells Fargo Savings</i>	\$	34,943,709.14
<i>Bank of the West</i>	\$	929,328.02
<i>Total Average Bank Balances</i>	\$	35,873,037.16

No primary issue securities were purchased. Please see trading reports attached.

Compliance:

No compliance issues for funds managed by Public Trust Advisors.

Collateral compliance is attached separately, as it is checked by the Accounting Department of the Treasurer's Office.

*Note: Legacy term **repurchase agreements of \$11,747,530.16 (par value)** is filed with the collateral compliance report.*



Bernalillo County Monthly Statement

Bernalillo County Liq Op (40455)

Month End (M5 Y2018)

11/01/2017 - 11/30/2017

Dated: 12/06/2017

Locked Down

Table of Contents

Dated: 12/06/2017

<u>Portfolio Overview (Bernalillo County Liq Op (40455))</u>	1
<u>Bernco Holdings Summary (Bernalillo County Liq Op (40455))</u>	2
<u>Bernco Duration (Bernalillo County Liq Op (40455))</u>	3
<u>Bernco Credit Quality (Bernalillo County Liq Op (40455))</u>	6
<u>Bernco Performance Summary (Bernalillo County Liq Op (40455))</u>	8
<u>Bernco Portfolio Shock (Bernalillo County Liq Op (40455))</u>	9
<u>Bernco Trading Report (Bernalillo County Liq Op (40455))</u>	11

Portfolio Overview

Bernalillo County Liq Op (40455)

11/01/2017 - 11/30/2017

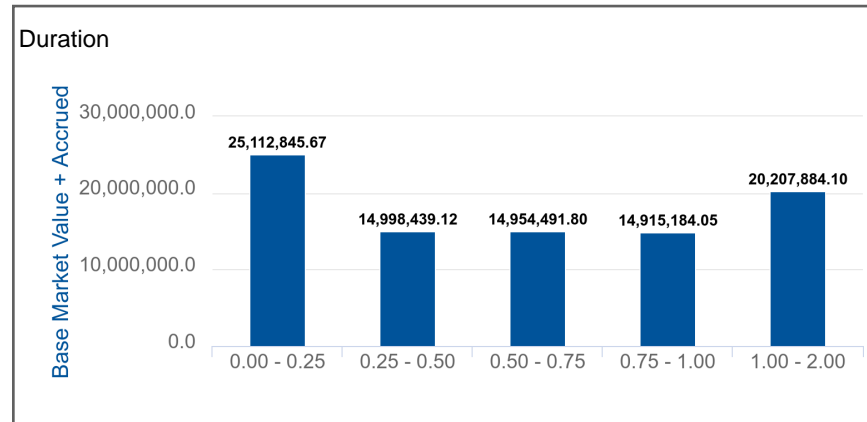
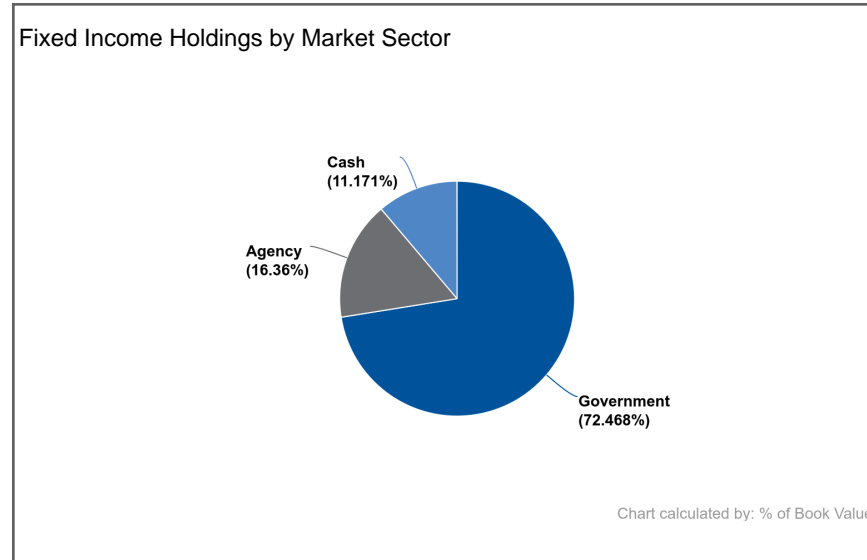
[Return to Table of Contents](#)

Dated: 12/06/2017

Balance Sheet Summary	
<i>Bernalillo County Liq Op</i>	
Book Value	90,170,079.96
Accrued Balance	201,841.15
Net Unrealized Gain/Loss	-183,076.37
Market Value + Accrued	90,188,844.74

Net Income	
<i>Bernalillo County Liq Op</i>	
Current Units	90,273,134.59
Interest Income	69,682.47
Net Amortization/Accretion Income	13,400.53
Net Realized Gain/Loss	0.00
Net Income	83,082.99

Index Comparison Summary			
<i>Risk Metric</i>	<i>Portfolio</i>	<i>Index</i>	<i>Difference</i>
Duration	0.608	0.929	-0.321
Yield	1.455	1.615	-0.160
Years to Effective Maturity	0.615	0.940	-0.325
Years to Final Maturity	0.615	0.940	-0.325
Average Credit Rating	AAA	AAA	---



Index: ICE BofAML 1-Year US Treasury Bill Index.

Bernco Holdings Summary

Bernalillo County Liq Op (40455)

As of 11/30/2017

[Return to Table of Contents](#)

Dated: 12/06/2017

Identifier	Description	Current Units	Security Type	Final Maturity	Original Cost	Book Value, Book Yield	Market Value	Net Unrealized Gain/Loss	Accrued Balance	Market Value + Accrued	Years to Effective Maturity
CCYUSD	Receivable	9,521.91	CASH	11/30/2017	9,521.91	9,521.91 0.000	9,521.91	0.00	0.00	9,521.91	0.000
94975P405	WELLS FRGO GOVERNMENT CL I MMF	10,063,612.68	MMFUND	11/30/2017	10,063,612.68	10,063,612.68 0.950	10,063,612.68	0.00	0.00	10,063,612.68	0.000
3137EADX4	FEDERAL HOME LOAN MORTGAGE CORP	5,000,000.00	AGCY BOND	12/15/2017	4,988,750.00	4,999,779.24 1.116	4,999,700.00	-79.24	23,055.56	5,022,755.56	0.041
912828H37	UNITED STATES TREASURY	5,000,000.00	US GOV	01/15/2018	4,993,945.31	4,999,597.15 0.941	4,997,750.00	-1,847.15	16,525.14	5,014,275.14	0.126
912828UR9	UNITED STATES TREASURY	5,000,000.00	US GOV	02/28/2018	4,988,085.94	4,995,252.08 1.138	4,993,150.00	-2,102.08	9,530.39	5,002,680.39	0.246
313378A43	FEDERAL HOME LOAN BANKS	5,000,000.00	AGCY BOND	03/09/2018	5,038,574.00	5,005,274.46 0.983	5,000,450.00	-4,824.46	15,659.72	5,016,109.72	0.271
912828K25	UNITED STATES TREASURY	5,000,000.00	US GOV	04/15/2018	4,985,937.50	4,997,229.63 0.900	4,988,850.00	-8,379.63	4,842.03	4,993,692.03	0.372
912828VE7	UNITED STATES TREASURY	5,000,000.00	US GOV	05/31/2018	4,991,015.63	4,994,638.23 1.217	4,988,500.00	-6,138.23	137.36	4,988,637.36	0.498
912828R93	UNITED STATES TREASURY	5,000,000.00	US GOV	06/30/2018	4,972,265.63	4,982,865.61 1.218	4,975,600.00	-7,265.61	13,077.45	4,988,677.45	0.580
912828S68	UNITED STATES TREASURY	5,000,000.00	US GOV	07/31/2018	4,975,195.31	4,983,904.28 1.237	4,974,400.00	-9,504.28	12,533.97	4,986,933.97	0.665
912828C3	UNITED STATES TREASURY	5,000,000.00	US GOV	08/31/2018	4,975,976.56	4,982,063.17 1.235	4,969,350.00	-12,713.17	9,530.39	4,978,880.39	0.750
912828L40	UNITED STATES TREASURY	5,000,000.00	US GOV	09/15/2018	4,986,914.06	4,992,009.07 1.205	4,975,400.00	-16,609.07	10,635.36	4,986,035.36	0.791
912828T83	UNITED STATES TREASURY	5,000,000.00	US GOV	10/31/2018	4,975,195.31	4,988,330.61 1.007	4,958,800.00	-29,530.61	3,211.33	4,962,011.33	0.917
912828U40	UNITED STATES TREASURY	5,000,000.00	US GOV	11/30/2018	4,985,351.56	4,992,634.39 1.149	4,967,000.00	-25,634.39	137.36	4,967,137.36	1.000
912828U99	UNITED STATES TREASURY	4,950,000.00	US GOV	12/31/2018	4,949,226.56	4,949,554.07 1.258	4,925,844.00	-23,710.07	25,893.34	4,951,737.34	1.085
3130AAE46	FEDERAL HOME LOAN BANKS	4,750,000.00	AGCY BOND	01/16/2019	4,745,440.00	4,747,139.90 1.304	4,723,590.00	-23,549.90	22,265.63	4,745,855.63	1.129
912828C24	UNITED STATES TREASURY	5,500,000.00	US GOV	02/28/2019	5,492,050.78	5,492,325.72 1.613	5,483,885.00	-8,440.72	20,966.85	5,504,851.85	1.246
912828C65	UNITED STATES TREASURY	5,000,000.00	US GOV	03/31/2019	4,994,335.94	4,994,347.76 1.711	4,991,600.00	-2,747.76	13,839.29	5,005,439.29	1.331
---	---	90,273,134.59	---	07/12/2018	90,111,394.68	90,170,079.96 1.176	89,987,003.59	-183,076.37	201,841.15	90,188,844.74	0.615

* Weighted by: Market Value + Accrued, except Book Yield by Base Book Value + Accrued. * Holdings Displayed by: Position.

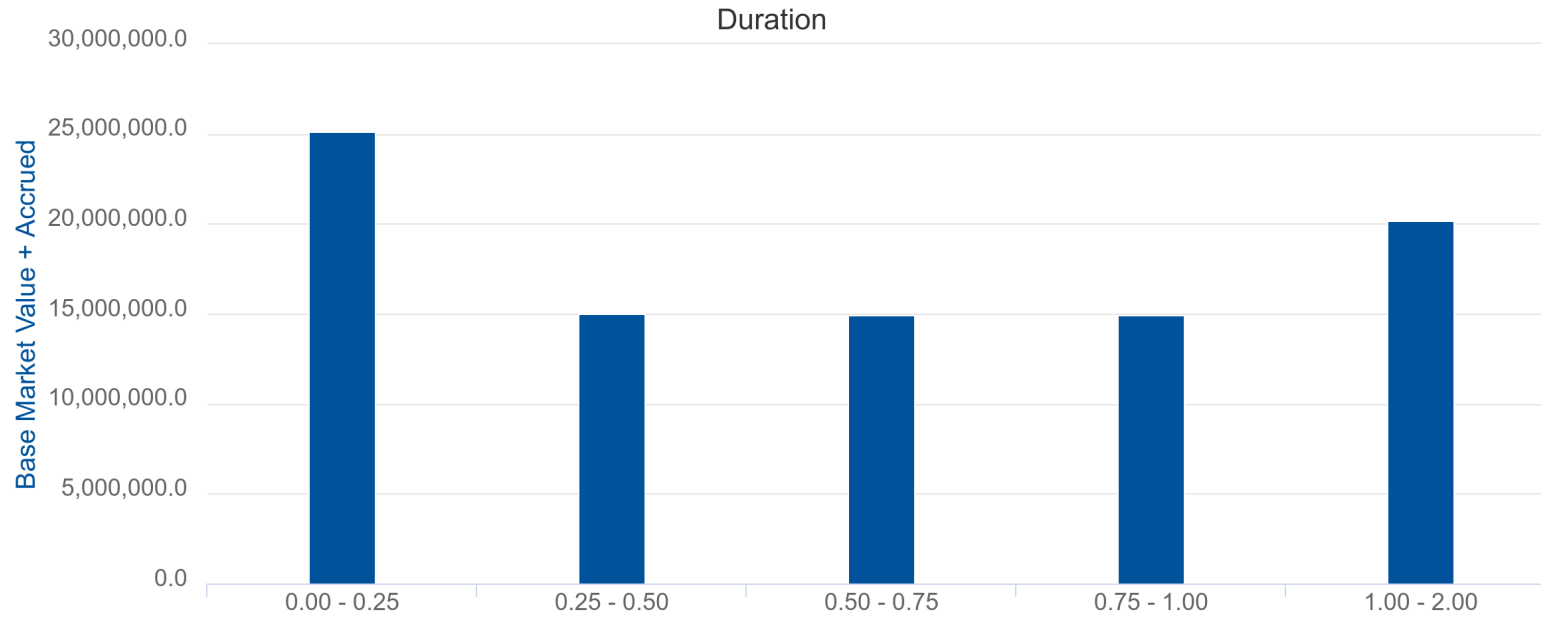
Bernco Duration

Bernalillo County Liq Op (40455)

Base Currency: USD As of 11/30/2017

[Return to Table of Contents](#)

Dated: 12/06/2017



0.00 - 0.25

Identifier	Description	Base Current Units	Effective Maturity	Final Maturity	Security Type	Market Price	Yield	Duration	Moody's Rating, S&P Rating	Base Market Value + Accrued
3137EADX4	FEDERAL HOME LOAN MORTGAGE CORP	5,000,000.00	12/15/2017	12/15/2017	AGCY BOND	99.9940	1.139	0.042	Aaa AA+	5,022,755.56
912828H37	UNITED STATES TREASURY	5,000,000.00	01/15/2018	01/15/2018	US GOV	99.9550	1.232	0.125	Aaa AA+	5,014,275.14
912828UR9	UNITED STATES TREASURY	5,000,000.00	02/28/2018	02/28/2018	US GOV	99.8630	1.300	0.248	Aaa AA+	5,002,680.39
94975P405	WELLS FRGO GOVERNMENT CL I MMF	10,063,612.68	11/30/2017	11/30/2017	MMFUND	1.0000	0.950	0.000	Aaa AAAm	10,063,612.68
CCYUSD	Receivable	9,521.91	11/30/2017	11/30/2017	CASH	1.0000	0.000	0.000	Aaa AAA	9,521.91
---	---	25,073,134.59	12/30/2017	12/30/2017	---	60.2522	1.113	0.083	Aaa AA+	25,112,845.67

0.25 - 0.50

Identifier	Description	Base Current Units	Effective Maturity	Final Maturity	Security Type	Market Price	Yield	Duration	Moody's Rating, S&P Rating	Base Market Value + Accrued
313378A43	FEDERAL HOME LOAN BANKS	5,000,000.00	03/09/2018	03/09/2018	AGCY BOND	100.0090	1.338	0.274	Aaa AA+	5,016,109.72
912828K25	UNITED STATES TREASURY	5,000,000.00	04/15/2018	04/15/2018	US GOV	99.7770	1.349	0.372	Aaa AA+	4,993,692.03
912828VE7	UNITED STATES TREASURY	5,000,000.00	05/31/2018	05/31/2018	US GOV	99.7700	1.463	0.496	Aaa AA+	4,988,637.36

Bernco Duration

Bernalillo County Liq Op (40455)

Base Currency: USD As of 11/30/2017

[Return to Table of Contents](#)

Dated: 12/06/2017

Identifier	Description	Base Current Units	Effective Maturity	Final Maturity	Security Type	Market Price	Yield	Duration	Moody's Rating, S&P Rating	Base Market Value + Accrued
---	---	15,000,000.00	04/18/2018	04/18/2018	---	99.8523	1.383	0.381	Aaa AA+	14,998,439.12

0.50 - 0.75

Identifier	Description	Base Current Units	Effective Maturity	Final Maturity	Security Type	Market Price	Yield	Duration	Moody's Rating, S&P Rating	Base Market Value + Accrued
912828C3	UNITED STATES TREASURY	5,000,000.00	08/31/2018	08/31/2018	US GOV	99.3870	1.576	0.741	Aaa AA+	4,978,880.39
912828R93	UNITED STATES TREASURY	5,000,000.00	06/30/2018	06/30/2018	US GOV	99.5120	1.467	0.578	Aaa AA+	4,988,677.45
912828S68	UNITED STATES TREASURY	5,000,000.00	07/31/2018	07/31/2018	US GOV	99.4880	1.522	0.662	Aaa AA+	4,986,933.97
---	UNITED STATES TREASURY	15,000,000.00	07/31/2018	07/31/2018	US GOV	99.4624	1.522	0.660	Aaa AA+	14,954,491.80

0.75 - 1.00

Identifier	Description	Base Current Units	Effective Maturity	Final Maturity	Security Type	Market Price	Yield	Duration	Moody's Rating, S&P Rating	Base Market Value + Accrued
912828L40	UNITED STATES TREASURY	5,000,000.00	09/15/2018	09/15/2018	US GOV	99.5080	1.629	0.781	Aaa AA+	4,986,035.36
912828T83	UNITED STATES TREASURY	5,000,000.00	10/31/2018	10/31/2018	US GOV	99.1760	1.659	0.908	Aaa AA+	4,962,011.33
912828U40	UNITED STATES TREASURY	5,000,000.00	11/30/2018	11/30/2018	US GOV	99.3400	1.668	0.989	Aaa AA+	4,967,137.36
---	UNITED STATES TREASURY	15,000,000.00	10/26/2018	10/26/2018	US GOV	99.3416	1.652	0.893	Aaa AA+	14,915,184.05

1.00 - 2.00

Identifier	Description	Base Current Units	Effective Maturity	Final Maturity	Security Type	Market Price	Yield	Duration	Moody's Rating, S&P Rating	Base Market Value + Accrued
3130AAE46	FEDERAL HOME LOAN BANKS	4,750,000.00	01/16/2019	01/16/2019	AGCY BOND	99.4440	1.750	1.109	Aaa AA+	4,745,855.63
912828C24	UNITED STATES TREASURY	5,500,000.00	02/28/2019	02/28/2019	US GOV	99.7070	1.738	1.227	Aaa AA+	5,504,851.85
912828C65	UNITED STATES TREASURY	5,000,000.00	03/31/2019	03/31/2019	US GOV	99.8320	1.753	1.309	Aaa AA+	5,005,439.29
912828U99	UNITED STATES TREASURY	4,950,000.00	12/31/2018	12/31/2018	US GOV	99.5120	1.706	1.066	Aaa AA+	4,951,737.34
---	---	20,200,000.00	02/11/2019	02/11/2019	---	99.6284	1.736	1.180	Aaa AA+	20,207,884.10

Summary

Identifier	Description	Base Current Units	Effective Maturity	Final Maturity	Security Type	Market Price	Yield	Duration	Moody's Rating, S&P Rating	Base Market Value + Accrued
---	---	90,273,134.59	07/12/2018	07/12/2018	---	88.6265	1.455	0.608	Aaa AA+	90,188,844.74

Bernco Duration

Base Currency: USD As of 11/30/2017

[Return to Table of Contents](#)

Bernalillo County Liq Op (40455)

Dated: 12/06/2017

* Grouped by: Duration. * Groups Sorted by: Duration. * Weighted by: Base Market Value + Accrued.

Bernco Credit Quality

Base Currency: USD As of 11/30/2017

Bernalillo County Liq Op (40455)

Dated: 12/06/2017

[Return to Table of Contents](#)

Security Type

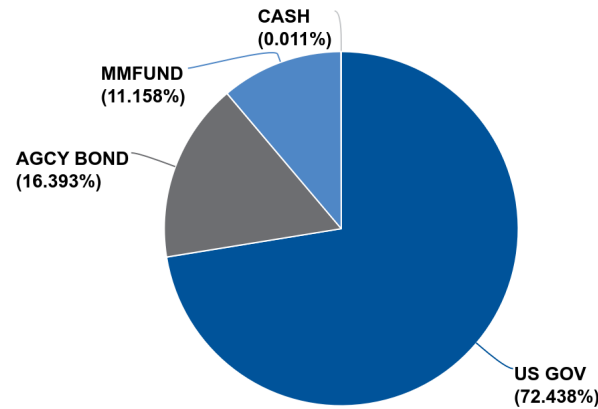


Chart calculated by: Base Market Value + Accrued

US GOV

Identifier	Description	LT Rating	Base Current Units	Final Maturity	Security Type	Market Sector	Base Market Value + Accrued	% of Base Market Value + Accrued
912828U99	UNITED STATES TREASURY	AAA	4,950,000.00	12/31/2018	US GOV	Government	4,951,737.34	5.490%
912828T83	UNITED STATES TREASURY	AAA	5,000,000.00	10/31/2018	US GOV	Government	4,962,011.33	5.502%
912828U40	UNITED STATES TREASURY	AAA	5,000,000.00	11/30/2018	US GOV	Government	4,967,137.36	5.507%
912828C3	UNITED STATES TREASURY	AAA	5,000,000.00	08/31/2018	US GOV	Government	4,978,880.39	5.521%
912828L40	UNITED STATES TREASURY	AAA	5,000,000.00	09/15/2018	US GOV	Government	4,986,035.36	5.528%
912828S68	UNITED STATES TREASURY	AAA	5,000,000.00	07/31/2018	US GOV	Government	4,986,933.97	5.529%
912828VE7	UNITED STATES TREASURY	AAA	5,000,000.00	05/31/2018	US GOV	Government	4,988,637.36	5.531%
912828R93	UNITED STATES TREASURY	AAA	5,000,000.00	06/30/2018	US GOV	Government	4,988,677.45	5.531%
912828K25	UNITED STATES TREASURY	AAA	5,000,000.00	04/15/2018	US GOV	Government	4,993,692.03	5.537%
912828UR9	UNITED STATES TREASURY	AAA	5,000,000.00	02/28/2018	US GOV	Government	5,002,680.39	5.547%
912828C65	UNITED STATES TREASURY	AAA	5,000,000.00	03/31/2019	US GOV	Government	5,005,439.29	5.550%
912828H37	UNITED STATES TREASURY	AAA	5,000,000.00	01/15/2018	US GOV	Government	5,014,275.14	5.560%
912828C24	UNITED STATES TREASURY	AAA	5,500,000.00	02/28/2019	US GOV	Government	5,504,851.85	6.104%
---	UNITED STATES TREASURY	AAA	65,450,000.00	08/28/2018	US GOV	Government	65,330,989.24	72.438%

AGCY BOND

Identifier	Description	LT Rating	Base Current Units	Final Maturity	Security Type	Market Sector	Base Market Value + Accrued	% of Base Market Value + Accrued
3130AAE46	FEDERAL HOME LOAN BANKS	AAA	4,750,000.00	01/16/2019	AGCY BOND	Agency	4,745,855.63	5.262%
313378A43	FEDERAL HOME LOAN BANKS	AAA	5,000,000.00	03/09/2018	AGCY BOND	Agency	5,016,109.72	5.562%
3137EADX4	FEDERAL HOME LOAN MORTGAGE CORP	AAA	5,000,000.00	12/15/2017	AGCY BOND	Agency	5,022,755.56	5.569%

Bernco Credit Quality

Bernalillo County Liq Op (40455)

Base Currency: USD As of 11/30/2017

[Return to Table of Contents](#)

Dated: 12/06/2017

Identifier	Description	LT Rating	Base Current Units	Final Maturity	Security Type	Market Sector	Base Market Value + Accrued	% of Base Market Value + Accrued
---	---	AAA	14,750,000.00	05/20/2018	AGCY BOND	Agency	14,784,720.90	16.393%

MMFUND

Identifier	Description	LT Rating	Base Current Units	Final Maturity	Security Type	Market Sector	Base Market Value + Accrued	% of Base Market Value + Accrued
94975P405	WELLS FRGO GOVERNMENT CL I MMF	AAA	10,063,612.68	11/30/2017	MMFUND	Cash	10,063,612.68	11.158%
94975P405	WELLS FRGO GOVERNMENT CL I MMF	AAA	10,063,612.68	11/30/2017	MMFUND	Cash	10,063,612.68	11.158%

CASH

Identifier	Description	LT Rating	Base Current Units	Final Maturity	Security Type	Market Sector	Base Market Value + Accrued	% of Base Market Value + Accrued
CCYUSD	Receivable	AAA	9,521.91	11/30/2017	CASH	Cash	9,521.91	0.011%
CCYUSD	Receivable	AAA	9,521.91	11/30/2017	CASH	Cash	9,521.91	0.011%

Summary

Identifier	Description	LT Rating	Base Current Units	Final Maturity	Security Type	Market Sector	Base Market Value + Accrued	% of Base Market Value + Accrued
---	---	AAA	90,273,134.59	07/12/2018	---	---	90,188,844.74	100.000%

* Grouped by: Security Type. * Groups Sorted by: Base Market Value + Accrued. * Weighted by: Base Market Value + Accrued.

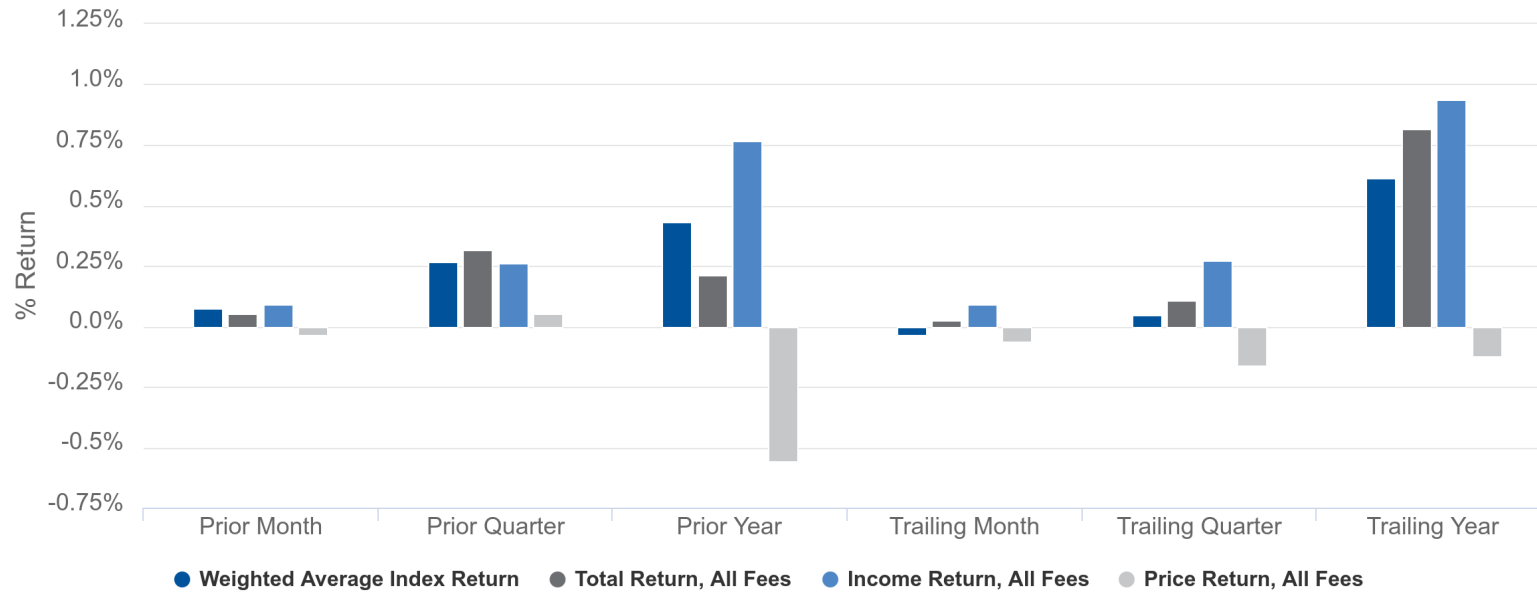
Bernco Performance Summary

Bernalillo County Liq Op (40455)

Base Currency: USD As of 11/30/2017

[Return to Table of Contents](#)

Dated: 12/06/2017



Period	Period Begin	Period End	Total Return, All Fees	Income Return, All Fees	Price Return, All Fees
Prior Month	10/01/2017	10/31/2017	0.054%	0.091%	-0.037%
Prior Quarter	07/01/2017	09/30/2017	0.314%	0.261%	0.054%
Prior Year	07/01/2016	06/30/2017	0.212%	0.769%	-0.557%
Trailing Month	11/01/2017	11/30/2017	0.027%	0.092%	-0.066%
Trailing Quarter	09/01/2017	11/30/2017	0.106%	0.270%	-0.164%
Trailing Year	12/01/2016	11/30/2017	0.815%	0.940%	-0.125%

Account	Index	Index Start Date	Index End Date
Bernalillo County Liq Op	ICE BofAML 1-Year US Treasury Bill Index	11/30/2007	---

All Fees (includes administrative, management, and trading).

Returns are actual and have not been annualized.

No Tax Adjustment.

Note that data will not exist prior to the performance inception date of: 02/14/2014.

Reported Index Return is always Total Return.

Bernco Portfolio Shock

Bernalillo County Liq Op (40455)

Base Currency: USD As of 11/30/2017

[Return to Table of Contents](#)

Dated: 12/06/2017

Identifier, Description	Security Type	Current Units	Base Market Value	Yield	Duration	-300 Basis Point Shock, -200 Basis Point Shock, -100 Basis Point Shock	100 Basis Point Shock, 200 Basis Point Shock, 300 Basis Point Shock	% Change at 100 Basis Points, % Change at 200 Basis Points, % Change at 300 Basis Points
3130AAE46 FEDERAL HOME LOAN BANKS	AGCY BOND	4,750,000.00	4,723,590.00	1.750	1.109	4,815,232.33 4,815,232.33 4,775,966.70	4,671,221.74 4,618,861.92 4,566,510.54	-1.109% -2.217% -3.325%
313378A43 FEDERAL HOME LOAN BANKS	AGCY BOND	5,000,000.00	5,000,450.00	1.338	0.274	5,018,782.55 5,018,782.55 5,014,151.20	4,986,749.55 4,973,049.85 4,959,350.91	-0.274% -0.548% -0.822%
3137EADX4 FEDERAL HOME LOAN MORTGAGE CORP	AGCY BOND	5,000,000.00	4,999,700.00	1.139	0.042	5,002,071.34 5,002,071.34 5,001,782.23	4,997,617.79 4,995,535.59 4,993,453.42	-0.042% -0.083% -0.125%
912828C3 UNITED STATES TREASURY	US GOV	5,000,000.00	4,969,350.00	1.576	0.741	5,027,396.01 5,027,396.01 5,006,170.36	4,932,534.20 4,895,722.96 4,858,916.28	-0.741% -1.482% -2.222%
912828C24 UNITED STATES TREASURY	US GOV	5,500,000.00	5,483,885.00	1.738	1.227	5,600,800.05 5,600,800.05 5,551,167.14	5,416,614.50 5,349,355.64 5,282,108.42	-1.227% -2.453% -3.679%
912828C65 UNITED STATES TREASURY	US GOV	5,000,000.00	4,991,600.00	1.753	1.309	5,106,116.95 5,106,116.95 5,056,939.93	4,926,271.91 4,860,955.66 4,795,651.25	-1.309% -2.617% -3.926%
912828H37 UNITED STATES TREASURY	US GOV	5,000,000.00	4,997,750.00	1.232	0.125	5,005,431.79 5,005,431.79 5,003,987.66	4,991,512.49 4,985,275.14 4,979,037.94	-0.125% -0.250% -0.374%
912828K25 UNITED STATES TREASURY	US GOV	5,000,000.00	4,988,850.00	1.349	0.372	5,013,862.34 5,013,862.34 5,007,396.90	4,970,304.48 4,951,760.33 4,933,217.57	-0.372% -0.743% -1.115%
912828L40 UNITED STATES TREASURY	US GOV	5,000,000.00	4,975,400.00	1.629	0.781	5,038,708.82 5,038,708.82 5,014,270.23	4,936,534.74 4,897,674.45 4,858,819.12	-0.781% -1.562% -2.343%
912828R93 UNITED STATES TREASURY	US GOV	5,000,000.00	4,975,600.00	1.467	0.578	5,017,814.02 5,017,814.02 5,004,382.07	4,946,821.03 4,918,045.15 4,889,272.37	-0.578% -1.157% -1.735%
912828S68 UNITED STATES TREASURY	US GOV	5,000,000.00	4,974,400.00	1.522	0.662	5,024,500.31 5,024,500.31 5,007,310.93	4,941,492.88 4,908,589.58 4,875,690.09	-0.662% -1.323% -1.984%
912828T83 UNITED STATES TREASURY	US GOV	5,000,000.00	4,958,800.00	1.659	0.908	5,033,474.54 5,033,474.54 5,003,815.28	4,913,791.04 4,868,788.40 4,823,792.09	-0.908% -1.815% -2.723%
912828U40 UNITED STATES TREASURY	US GOV	5,000,000.00	4,967,000.00	1.668	0.989	5,048,982.53 5,048,982.53 5,016,139.82	4,917,867.48 4,868,742.26 4,819,624.35	-0.989% -1.978% -2.967%
912828U99 UNITED STATES TREASURY	US GOV	4,950,000.00	4,925,844.00	1.706	1.066	5,015,412.78 5,015,412.78 4,978,348.57	4,873,347.66 4,820,859.57 4,768,379.70	-1.066% -2.131% -3.197%
912828UR9 UNITED STATES TREASURY	US GOV	5,000,000.00	4,993,150.00	1.300	0.248	5,009,241.23 5,009,241.23 5,005,524.21	4,980,776.40 4,968,403.42 4,956,031.05	-0.248% -0.496% -0.743%
912828VE7 UNITED STATES TREASURY	US GOV	5,000,000.00	4,988,500.00	1.463	0.496	5,024,737.51 5,024,737.51 5,013,262.56	4,963,739.90 4,938,982.26 4,914,227.08	-0.496% -0.993% -1.489%
94975P405 WELLS FRGO GOVERNMENT CL I MMF	MMFUND	10,063,612.68	10,063,612.68	0.950	0.000	10,063,612.68 10,063,612.68 10,063,612.68	10,063,612.68 10,063,612.68 10,063,612.68	0.000% 0.000% 0.000%
CCYUSD Receivable	CASH	9,521.91	9,521.91	0.000	0.000	9,521.91 9,521.91 9,521.91	9,521.91 9,521.91 9,521.91	0.000% 0.000% 0.000%
---	---	90,273,134.59	89,987,003.59	1.455	0.608	90,875,699.68 90,875,699.68 90,533,750.38	89,440,332.39 88,893,736.78 88,347,216.76	-0.608% -1.215% -1.822%

Bernco Portfolio Shock

Base Currency: USD As of 11/30/2017

[Return to Table of Contents](#)

Bernalillo County Liq Op (40455)

Dated: 12/06/2017

* Weighted by: Base Market Value + Accrued.

*The shock analysis includes a yield floor of 0.

Bernco Trading Report

11/01/2017 - 11/30/2017

Bernalillo County Liq Op (40455)

Dated: 12/06/2017

[Return to Table of Contents](#)

* Does not Lock Down.

Identifier	Description, Final Maturity	Transaction Type	Trade Date, Settle Date	Broker/Dealer	Price	Principal	Realized Gain/Loss
912828C24	UNITED STATES TREASURY 02/28/2019	Buy	11/14/2017 11/15/2017	BANC OF AMERICA SECURITIES LLC	99.855	5,492,050.78	0.00
912828C65	UNITED STATES TREASURY 03/31/2019	Buy	11/29/2017 11/30/2017	BANC OF AMERICA SECURITIES LLC	99.887	4,994,335.94	0.00
912828UA6	UNITED STATES TREASURY 11/30/2017	Maturity	11/30/2017 11/30/2017	Maturity	100.000	-5,000,000.00	0.00
94975P405	WELLS FRGO GOVERNMENT CL I MMF 11/30/2017	Buy	---	Direct	1.000	5,073,711.20	0.00
94975P405	WELLS FRGO GOVERNMENT CL I MMF 11/30/2017	Sell	---	Direct	1.000	-10,517,323.23	0.00
---	--- 05/08/2018	---	---	---	---	42,774.69	0.00

* Showing transactions with Trade Date within selected date range. * MMF transactions are collapsed.

* The Transaction Detail/Trading Activity reports provide our most up-to-date transactional details. As such, these reports are subject to change even after the other reports on the website have been locked down. While these reports can be useful tools in understanding recent activity, due to their dynamic nature we do not recommend using them for booking journal entries or reconciliation.

Bernco Trading Report

12/01/2016 - 11/30/2017

Bernalillo County Liq Op (40455)

Dated: 12/06/2017

* Does not Lock Down.

Identifier	Description, Final Maturity	Transaction Type	Trade Date, Settle Date	Broker/Dealer	Price	Principal	Realized Gain/Loss
3130AAE46	FEDERAL HOME LOAN BANKS 01/16/2019	Buy	03/31/2017 03/31/2017	WELLS FARGO SECURITIES LLC	99.904	4,745,440.00	0.00
313313GY8	FEDERAL FARM CREDIT BANKS 06/16/2017	Buy	05/12/2017 05/12/2017	WELLS FARGO SECURITIES LLC	99.928	34,974,819.44	0.00
313313GY8	FEDERAL FARM CREDIT BANKS 06/16/2017	Maturity	06/16/2017 06/16/2017	Maturity	100.000	-35,000,000.00	0.00
313313HB7	FEDERAL FARM CREDIT BANKS 06/19/2017	Buy	06/16/2017 06/16/2017	WELLS FARGO SECURITIES LLC	99.992	34,997,141.67	0.00
313313HB7	FEDERAL FARM CREDIT BANKS 06/19/2017	Maturity	06/19/2017 06/19/2017	Maturity	100.000	-35,000,000.00	0.00
3133782M2	FEDERAL HOME LOAN BANKS 03/08/2019	Buy	03/31/2017 03/31/2017	WELLS FARGO SECURITIES LLC	100.232	5,011,600.00	0.00
3133782M2	FEDERAL HOME LOAN BANKS 03/08/2019	Transfer Out	09/06/2017 09/06/2017	Unknown	100.149	-5,007,450.00	0.00
313385AS5	FEDERAL HOME LOAN BANKS 01/17/2017	Buy	12/13/2016 12/14/2016	JP MORGAN SECURITIES INC.	99.953	19,990,555.56	0.00
313385AS5	FEDERAL HOME LOAN BANKS 01/17/2017	Maturity	01/17/2017 01/17/2017	Maturity	100.000	-20,000,000.00	0.00
313385GR1	FEDERAL HOME LOAN BANKS 06/09/2017	Buy	05/12/2017 05/12/2017	WELLS FARGO SECURITIES LLC	99.943	4,997,161.11	0.00
313385GR1	FEDERAL HOME LOAN BANKS 06/09/2017	Maturity	06/09/2017 06/09/2017	Maturity	100.000	-5,000,000.00	0.00
313385HB5	FEDERAL HOME LOAN BANKS 06/19/2017	Buy	05/22/2017 05/22/2017	WELLS FARGO SECURITIES LLC	99.942	19,988,333.33	0.00
313385HB5	FEDERAL HOME LOAN BANKS 06/19/2017	Buy	06/12/2017 06/12/2017	WELLS FARGO SECURITIES LLC	99.986	4,999,319.44	0.00
313385HB5	FEDERAL HOME LOAN BANKS 06/19/2017	Maturity	06/19/2017 06/19/2017	Maturity	100.000	-20,000,000.00	0.00
313385HB5	FEDERAL HOME LOAN BANKS 06/19/2017	Maturity	06/19/2017 06/19/2017	Maturity	100.000	-5,000,000.00	0.00
313385JH0	FEDERAL HOME LOAN BANKS 07/19/2017	Buy	06/20/2017 06/20/2017	WELLS FARGO SECURITIES LLC	99.919	9,991,944.44	0.00
313385JH0	FEDERAL HOME LOAN BANKS 07/19/2017	Maturity	07/19/2017 07/19/2017	Maturity	100.000	-10,000,000.00	0.00
313589HB2	FEDERAL NATIONAL MORTGAGE ASSOCIATION 06/19/2017	Buy	05/12/2017 05/12/2017	WELLS FARGO SECURITIES LLC	99.926	84,937,194.44	0.00
313589HB2	FEDERAL NATIONAL MORTGAGE ASSOCIATION 06/19/2017	Maturity	06/19/2017 06/19/2017	Maturity	100.000	-85,000,000.00	0.00
3135G0H63	FEDERAL NATIONAL MORTGAGE ASSOCIATION 01/28/2019	Buy	04/25/2017 04/26/2017	Morgan Stanley	100.100	4,954,950.00	0.00
3135G0H63	FEDERAL NATIONAL MORTGAGE ASSOCIATION 01/28/2019	Transfer Out	09/06/2017 09/06/2017	Unknown	100.036	-4,951,782.00	0.00
3135G0ZB2	FEDERAL NATIONAL MORTGAGE ASSOCIATION 04/20/2017	Maturity	04/20/2017 04/20/2017	Maturity	100.000	-5,000,000.00	0.00
9128282B5	UNITED STATES TREASURY 08/15/2019	Transfer Out	09/06/2017 09/06/2017	Unknown	98.852	-4,967,313.00	0.00
9128282C3	UNITED STATES TREASURY 08/31/2018	Buy	08/29/2017 08/31/2017	WELLS FARGO SECURITIES LLC	99.520	4,975,976.56	0.00
9128282G4	UNITED STATES TREASURY 09/15/2019	Transfer Out	09/06/2017 09/06/2017	Unknown	99.051	-4,952,550.00	0.00
9128282C4	UNITED STATES TREASURY 02/28/2019	Buy	11/14/2017 11/15/2017	BANC OF AMERICA SECURITIES LLC	99.855	5,492,050.78	0.00
912828C65	UNITED STATES TREASURY 03/31/2019	Buy	11/29/2017 11/30/2017	BANC OF AMERICA SECURITIES LLC	99.887	4,994,335.94	0.00
912828G95	UNITED STATES TREASURY 12/31/2019	Buy	07/05/2017 07/06/2017	CITIGROUP GLOBAL MARKETS INC.	100.340	5,016,992.19	0.00
912828G95	UNITED STATES TREASURY 12/31/2019	Transfer Out	09/06/2017 09/06/2017	Unknown	100.527	-5,026,350.00	0.00

Bernco Trading Report

12/01/2016 - 11/30/2017

Bernalillo County Liq Op (40455)

Dated: 12/06/2017

Identifier	Description, Final Maturity	Transaction Type	Trade Date, Settle Date	Broker/Dealer	Price	Principal	Realized Gain/Loss
912828J35	UNITED STATES TREASURY 02/28/2017	Maturity	02/28/2017 02/28/2017	Maturity	100.000	-5,000,000.00	0.00
912828L40	UNITED STATES TREASURY 09/15/2018	Buy	05/30/2017 05/31/2017	CITIGROUP GLOBAL MARKETS INC.	99.738	4,986,914.06	0.00
912828R93	UNITED STATES TREASURY 06/30/2018	Buy	07/20/2017 07/21/2017	Unknown	99.445	4,972,265.63	0.00
912828RX0	UNITED STATES TREASURY 12/31/2016	Maturity	12/31/2016 12/31/2016	Maturity	100.000	-5,000,000.00	0.00
912828S43	UNITED STATES TREASURY 07/15/2019	Transfer Out	09/06/2017 09/06/2017	Unknown	98.910	-4,945,500.00	0.00
912828S68	UNITED STATES TREASURY 07/31/2018	Buy	07/20/2017 07/21/2017	Unknown	99.504	4,975,195.31	0.00
912828SC5	UNITED STATES TREASURY 01/31/2017	Maturity	01/31/2017 01/31/2017	Maturity	100.000	-5,000,000.00	0.00
912828SD3	UNITED STATES TREASURY 01/31/2019	Transfer Out	09/06/2017 09/06/2017	Unknown	99.922	-4,816,240.40	0.00
912828SM3	UNITED STATES TREASURY 03/31/2017	Maturity	03/31/2017 03/31/2017	Maturity	100.000	-9,915,000.00	0.00
912828SN1	UNITED STATES TREASURY 03/31/2019	Transfer Out	09/06/2017 09/06/2017	Unknown	100.297	-4,944,642.10	0.00
912828SY7	UNITED STATES TREASURY 05/31/2017	Maturity	05/31/2017 05/31/2017	Maturity	100.000	-5,000,000.00	0.00
912828T59	UNITED STATES TREASURY 10/15/2019	Transfer Out	09/06/2017 09/06/2017	Unknown	99.246	-4,962,300.00	0.00
912828TB6	UNITED STATES TREASURY 06/30/2017	Maturity	06/30/2017 06/30/2017	Maturity	100.000	-5,000,000.00	0.00
912828TC4	UNITED STATES TREASURY 06/30/2019	Transfer Out	09/06/2017 09/06/2017	Unknown	99.414	-4,970,700.00	0.00
912828TM2	UNITED STATES TREASURY 08/31/2017	Maturity	08/31/2017 08/31/2017	Maturity	100.000	-5,000,000.00	0.00
912828TS9	UNITED STATES TREASURY 09/30/2017	Buy	01/30/2017 01/31/2017	Morgan Stanley	99.938	4,996,875.00	0.00
912828TS9	UNITED STATES TREASURY 09/30/2017	Maturity	09/30/2017 09/30/2017	Maturity	100.000	-5,000,000.00	0.00
912828TW0	UNITED STATES TREASURY 10/31/2017	Maturity	10/31/2017 10/31/2017	Maturity	100.000	-5,000,000.00	0.00
912828U32	UNITED STATES TREASURY 11/15/2019	Transfer Out	09/06/2017 09/06/2017	Unknown	99.191	-4,959,550.00	0.00
912828U40	UNITED STATES TREASURY 11/30/2018	Buy	12/01/2016 12/02/2016	RBC Dain Rauscher (US)	99.707	4,985,351.56	0.00
912828U73	UNITED STATES TREASURY 12/15/2019	Buy	01/04/2017 01/05/2017	BANC OF AMERICA SECURITIES LLC	99.676	4,983,789.06	0.00
912828U73	UNITED STATES TREASURY 12/15/2019	Transfer Out	09/06/2017 09/06/2017	Unknown	99.977	-4,998,850.00	0.00
912828U99	UNITED STATES TREASURY 12/31/2018	Buy	03/01/2017 03/02/2017	Morgan Stanley	99.984	4,949,226.56	0.00
912828UA6	UNITED STATES TREASURY 11/30/2017	Buy	07/18/2017 07/19/2017	Unknown	99.832	4,991,601.56	0.00
912828UA6	UNITED STATES TREASURY 11/30/2017	Maturity	11/30/2017 11/30/2017	Maturity	100.000	-5,000,000.00	0.00
912828UR9	UNITED STATES TREASURY 02/28/2018	Buy	07/18/2017 07/19/2017	Unknown	99.762	4,988,085.94	0.00
912828VE7	UNITED STATES TREASURY 05/31/2018	Buy	07/26/2017 07/31/2017	WELLS FARGO SECURITIES LLC	99.820	4,991,015.63	0.00
912828WL0	UNITED STATES TREASURY 05/31/2019	Transfer Out	09/06/2017 09/06/2017	Unknown	100.270	-4,938,297.50	0.00
912828XP0	UNITED STATES TREASURY 07/31/2017	Maturity	07/31/2017 07/31/2017	Maturity	100.000	-5,000,000.00	0.00
94975P405	WELLS FRGO GOVERNMENT CL I MMF 11/30/2017	Buy	---	Direct	1.000	433,077,723.21	0.00

Bernco Trading Report

12/01/2016 - 11/30/2017

Bernalillo County Liq Op (40455)

Dated: 12/06/2017

<i>Identifier</i>	<i>Description, Final Maturity</i>	<i>Transaction Type</i>	<i>Trade Date, Settle Date</i>	<i>Broker/Dealer</i>	<i>Price</i>	<i>Principal</i>	<i>Realized Gain/Loss</i>
94975P405	WELLS FRGO GOVERNMENT CL I MMF 11/30/2017	Sell	---	Direct	1.000	-438,079,173.04	0.00
---	---	---	---	---	---	-49,469,839.62	0.00
	11/16/2017						

* Showing transactions with Trade Date within selected date range. * MMF transactions are collapsed.

* The Transaction Detail/Trading Activity reports provide our most up-to-date transactional details. As such, these reports are subject to change even after the other reports on the website have been locked down. While these reports can be useful tools in understanding recent activity, due to their dynamic nature we do not recommend using them for booking journal entries or reconciliation.

Disclaimer

Dated: 12/06/2017

Additional Disclosure:

The information on this website is for general purposes only and is not intended to provide specific advice or recommendations. All information presented on this website is obtained via electronic data transfer from the Custodian. While this information is reconciled on a daily basis, when available, accuracy is relied upon from the Custodian. Please review the data carefully. Should you have any questions regarding the information presented, calculation methodology, investment portfolio or security detail, or any other facet of the data, please feel free to contact us.

This data is intended to detail our investment advisory activity as well as the activity of any client accounts managed by Public Trust Advisors, LLC (Public Trust). The custodian bank maintains the control of assets and executes and settles all investment transactions. The custodian statement is the official record of security and cash holdings transactions. Public Trust recognizes that clients may use these reports to facilitate record keeping; therefore it is recommended that the client reconcile this statement with their custodian bank statement. Many custodians use a settlement date basis which may result in the need to reconcile due to a timing difference. Please contact your relationship manager or call our toll free number 855-395-3954 with questions regarding your account.

Public Trust does not have the authority to withdraw funds from or deposit funds to the custodian. Our clients retain responsibility for their internal accounting policies; implementing and enforcing internal controls and generating ledger entries or otherwise recording transactions.

Pricing sources from our reporting platform are provided by Clearwater Analytics®. Clearwater utilizes a hierarchical pricing model with multiple options for pricing sources. These options include custodial pricing, S&P Capital IQ and other sources. Since multiple pricing hierarchies are offered through Clearwater Analytics, and client preferences regarding pricing sources may differ, it is important to verify the specific pricing hierarchy for each portfolio. Securities with short maturities and infrequent secondary market trades are typically priced via mathematical calculations. The securities in this investment portfolio, including shares of mutual funds, are not guaranteed or otherwise protected by Public Trust, the FDIC (except for certain non-negotiable certificates of deposit) or any government agency, unless otherwise specifically stated. Investing involves risk, including the possible loss of principal.

Past performance is not an indicator of future performance or results.

Public Trust statements present beginning and ending balances and are based on Market Value plus accrued interest on a Trade Date basis. Customized reports made available to the end user either from Public Trust or through the online reporting platform may present information and portfolio analytics using various optional methods including, but not limited to, historical cost, amortized cost, and market value. Custom reports may also differ from the information received from the custodian as a result of additional formulas and filters created based on end user preferences.

The investment advisor providing these services is Public Trust Advisors, LLC, an investment adviser registered with the U.S. Securities and Exchange Commission (SEC) under the Investment Advisers Act of 1940, as amended. Registration with the SEC does not imply a certain level of skill or training. Public Trust is required to maintain a written disclosure brochure of our background and business experience. If you would like to receive a copy of our current disclosure brochure, privacy policy, or code of ethics please contact us at the address below.

Public Trust Advisors
717 17th St. Suite 1850
Denver, CO 80202