

Bernalillo County Metropolitan Detention Center



May Population Update

Report Date: June 21, 2018

Prepared for the Bernalillo County Health and Public Safety Division by the Institute for Social Research
by: Elise M. Ferguson

Criminal Justice Reforms and the Jail Population

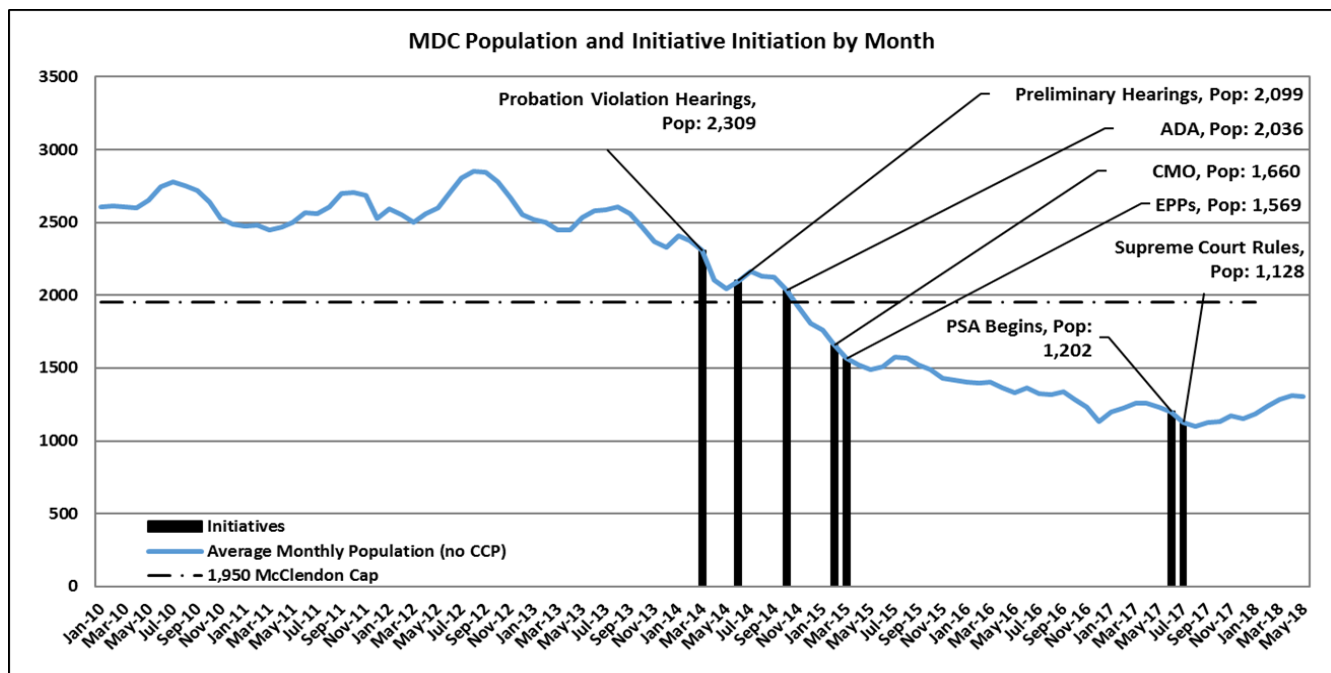
Quick Population Figures	May-17	Apr-18	May-18
On-Site Average Daily Population	1,233*	1,311*	1,303*
On-Site Average Male Population	997	1,061	1,048
On-Site Average Female Population	227	241	246
On-Site Average Infirmery	9	9	9
Average Community Custody Program	104	88	78
Average Total Jail Population (w/OOC & CCP)	1,337*	1,399*	1,381*
Monthly Bookings	2,018	2,171	2,179
Monthly Releases	2,085	2,100	2,148
Total Consecutive Days 1,950 or Less			1,297

* Monthly averages slightly higher due to rounding.

Report Highlights

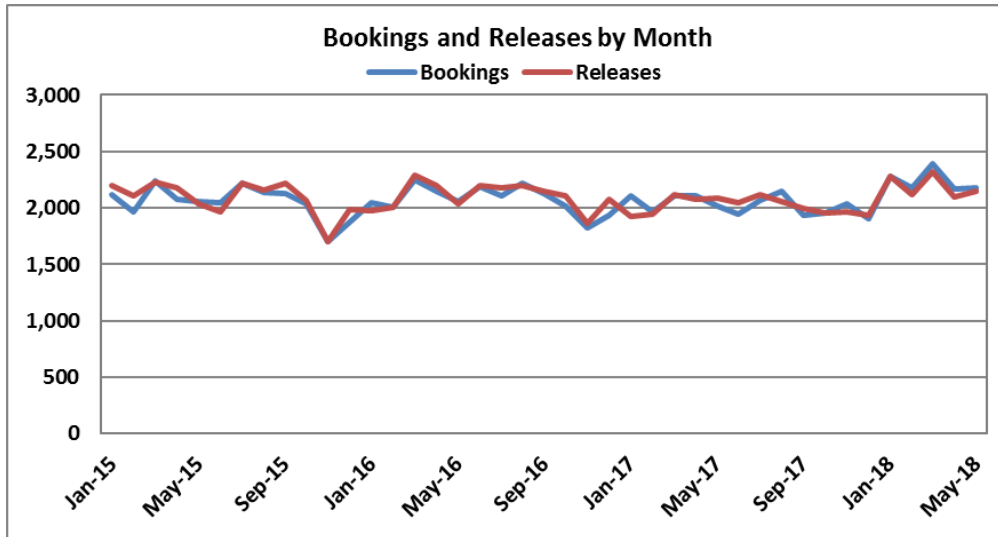
- The total MDC population decreased from 1,393 at the end of April of 2018 to 1,325 at the end of May of 2018.
- The MDC population has been at or below the 1,950 cap for 1,297 days, over 3 years.

- Jail population is a result of two factors: how many people are booked and how long they stay.
- Bookings decreased annually from 2009 through 2015 followed by a slight increase in 2016 and a slight decrease in 2017. Bookings for the first five months of 2018 (11,200) are higher than the first quarter of 2016 (10,509) and 2017 (10,306).

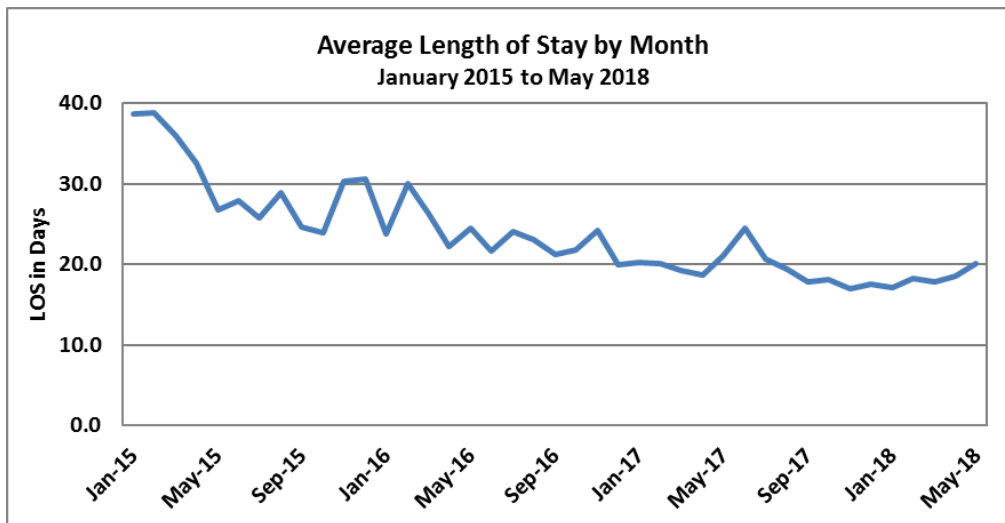


- Population reduction initiatives have helped to reduced the length of stay which, combined with reduced bookings, decreased the jail population.
- The MDC population increased slightly during the first five months of 2018. At the beginning of 2018 the MDC population was 1,155. As of May 31, 2018, the MDC population had increased 14.6% to 1,324.

Bookings, Releases, and Length of Stay



- Until a slight increase in 2016 and again in 2018, annual bookings had decreased since 2009.
- Bookings and releases increased during the five months of 2018. Bookings were 8.7% higher in this time period in 2018 than 2017 and releases were 8.1% higher during this time period than 2017.



- The LOS for May of 2018 was 20.1 days, slightly lower than the LOS of 21.1 days in May of 2017.
- Criminal justice initiatives have reduced the LOS, improved efficiency, and increased the rate at which inmates turnover at the jail.