



# Bernalillo County Metropolitan Detention Center

May Population Update  
Report Date: June 2, 2020

Prepared for Bernalillo County by the Institute for Social Research  
by: E. M. Ferguson and H. De La Cerda

## Criminal Justice Reforms and the Jail Population

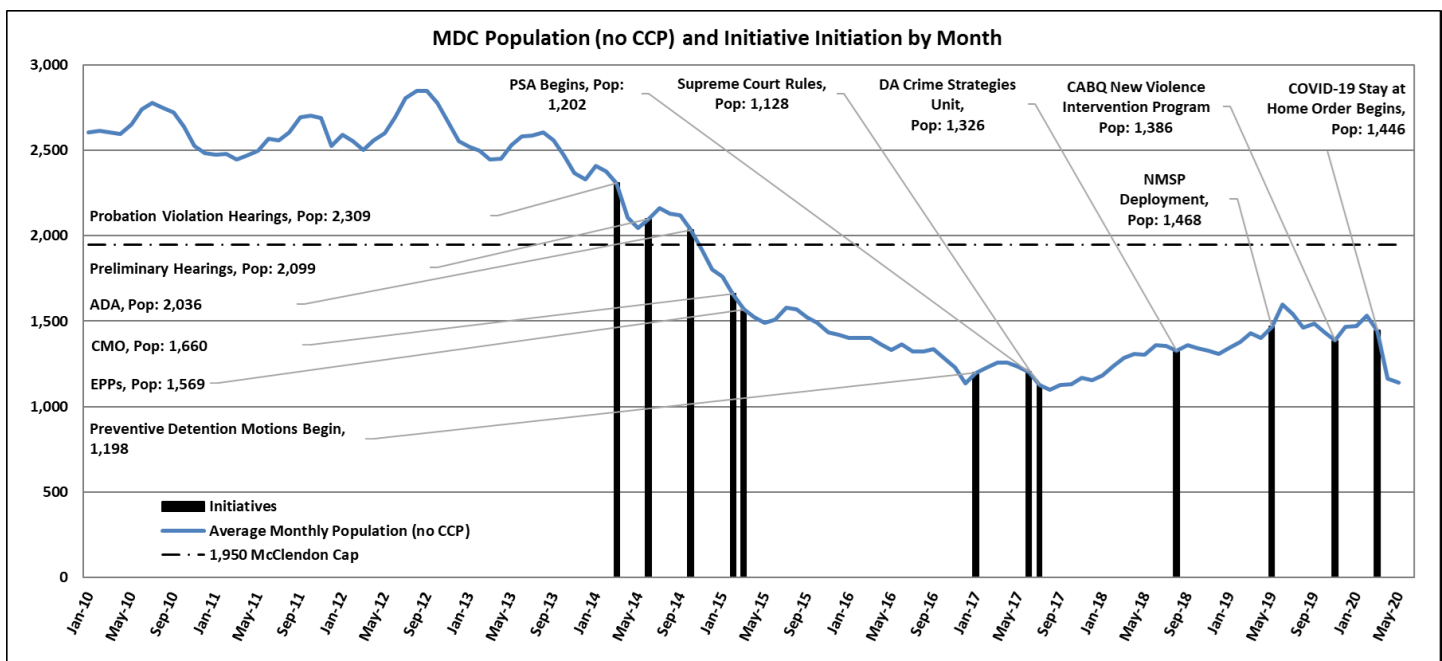
| Quick Population Figures                | May 2019     | Mar 2020     | Apr 2020     | May 2020     |
|---|--------------|--------------|--------------|--------------|
| On-Site Average Male Population         | 1,197        | 1,181        | 962          | 958          |
| On-Site Average Female Population       | 263          | 259          | 195          | 178          |
| On-Site Average Infirmarium             | 9            | 7            | 6            | 5            |
| <b>On-Site Average Daily Population</b> | <b>1,469</b> | <b>1,447</b> | <b>1,163</b> | <b>1,141</b> |
| Average Community Custody Program       | 94           | 68           | 70           | 65           |
| Average Total Jail Population (w/CCP)   | 1,563*       | 1,515*       | 1,233*       | 1,206*       |
| Monthly Bookings                        | 2,513        | 1,634        | 1,121        | 1,265        |
| Bookings Ages 18-24                     | 421          | 257          | 168          | 210          |
| Monthly Releases                        | 2,398        | 1,885        | 1,314        | 1,193        |
| Average Length of Stay (in Days)        | 21.8         | 24.8         | 33.7         | 30.6         |
| Total Consecutive Days 1,950 or Less    |              |              |              | 2,028        |

### Report Highlights

- Bookings increased 12.8% and releases decreased 9.2% from April to May 2020, while length of stay (LOS) decreased 9.2%.
- The MDC on-site population decreased 1.9% from 1,163 in April 2020 to 1,141 in May 2020.

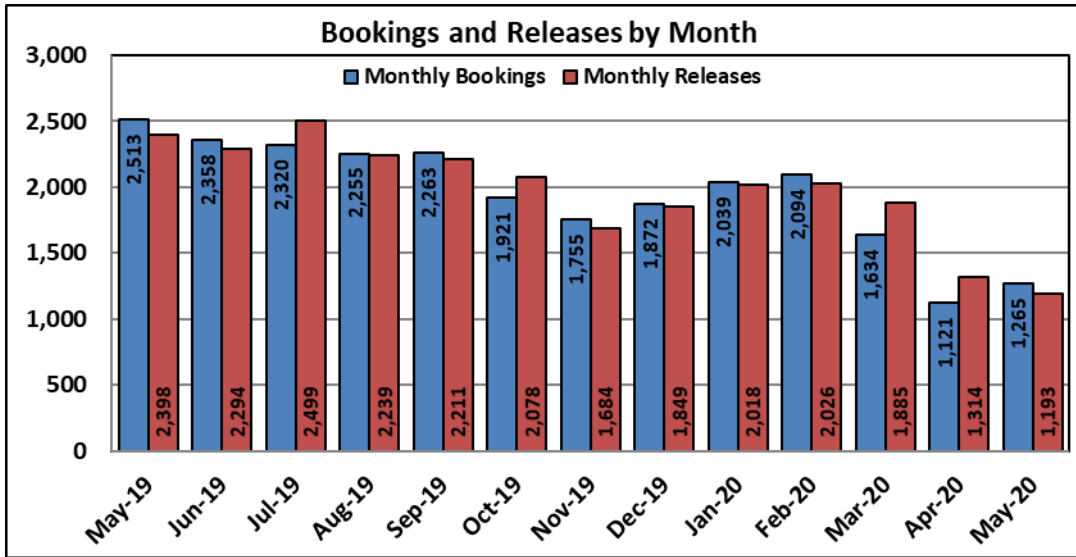
\* Monthly averages slightly higher due to rounding.

- In March 2020, the COVID-19 (novel coronavirus) pandemic began to spread nationwide. The governor of New Mexico issued the Stay-At-Home Order on March 24, 2020 and the MDC restricted visitations. These events coincide with the large decrease in the jail population.
- The MDC on-site population averaged 1,141 in May 2020, a decrease of 1.9%.

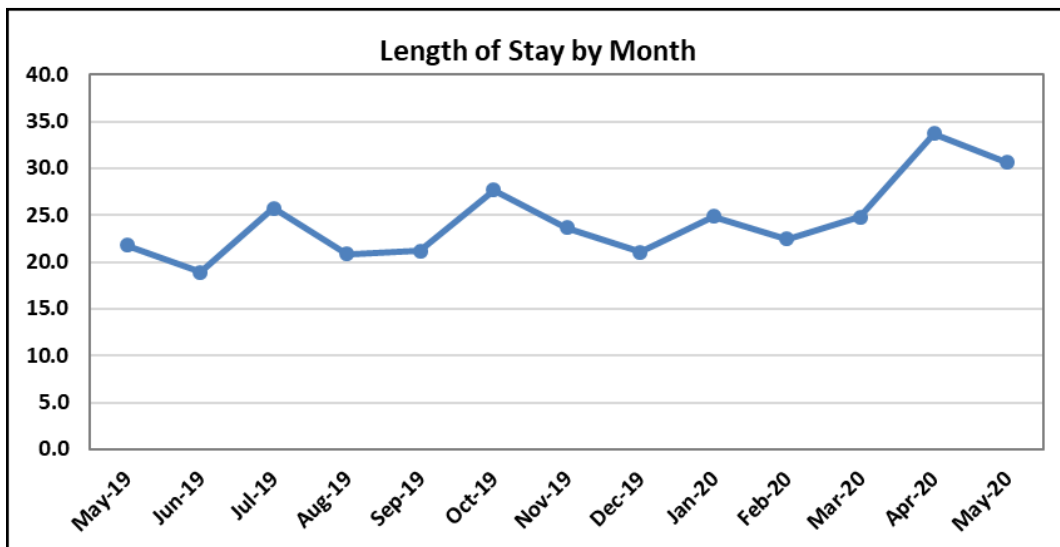


## Bookings, Releases, and Length of Stay

- Jail population is affected by two factors: how many people are booked and how long they stay.
- From April to May 2020, bookings increased 12.8%, from 1,121 bookings to 1,265. Releases decreased in May 2020, from 1,314 in April to 1,193, a 9.2% decrease. Typically, bookings and releases will fluctuate proportionately. In May however, the bookings increased while releases decreased.
- Bookings and releases were far lower in May 2020 compared to May 2019. There were 2,513 bookings in May 2019 and 50.3% fewer (1,265) in May 2020. There were 2,398 releases in May 2019 and 49.7% fewer (1,193) in May 2020.



- The LOS in May 2020 was 30.6 days, 3.1 days shorter than the LOS of 33.7 days in April 2020, a decrease of 9.2%. The LOS in May 2020 was 30.6 days, 40.4% higher than the LOS in May 2019 of 21.8 days.



The UNM - Institute for Social Research (ISR) is a leading provider of program evaluations and policy research in New Mexico. ISR staff members and faculty affiliates also have expertise in the fields of criminal justice, education, economics, substance abuse treatment programs, poverty and homelessness, domestic violence, employee workloads and staffing levels. For more information on the ISR, please visit <http://isr.unm.edu/> or call (505) 277-4257.

