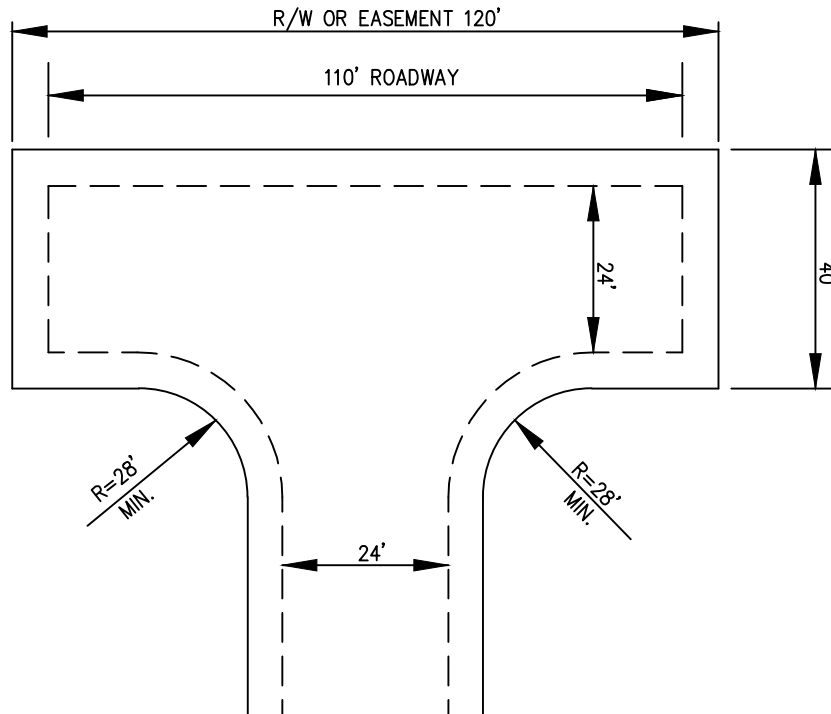
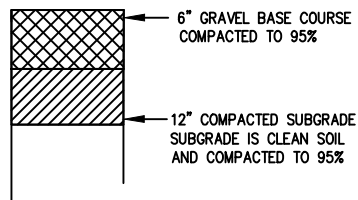


GENERAL NOTES:

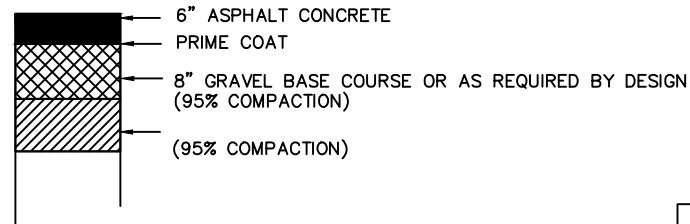
1. STREET SECTION TO BE USED ONLY WHEN APPROVED BY THE COUNTY ENGINEER.
2. PRIVATE ACCESS EASEMENT REQUIREMENTS TO BE ESTABLISHED BY STANDARD DRAWING 1010.
3. DRAINAGE REQUIREMENTS AND OTHER APPURTENANCE LOCATIONS SHALL BE SHOWN ON THE PROJECT CONSTRUCTION PLANS.
4. ANY VARIATIONS OR DEVIATIONS AND ALL DESIGN COMPONENTS SHALL BE APPROVED BY THE COUNTY ENGINEER.



PAVEMENT WIDTH	CROWN
24'	4"



GRAVELED PAVEMENT SECTION



ASPHALT CONCRETE PAVEMENT SECTION

REVISIONS
15-FEB-16

COUNTY OF BERNALILLO
 HAMMERHEAD FOR
 PRIVATE ROAD ONLY
 GRAVELED OR PAVED
 DWG. 201013 INT